



# MARKYT Community Scorecard ©

Prepared for: Shire of Wyndham - East Kimberley

Prepared by: CATALYSE® Pty Ltd

April 2019

# Contents

The study	3
Strategic insights	5
Overall performance	14
Familiarity with local services and facilities	20
Leadership and communication	22
Community development	33
Economic development	52
Built environment	58
Natural environment	74
Overview of community variances	79
Addressing Community priorities	82
Community priorities among Shire-affiliated respondents	93

# The Study

In March 2019, the Shire of Wyndham - East Kimberley administered a MARKYT® Community Scorecard to evaluate community priorities and measure the Council's performance against key indicators in the Strategic Community Plan.

Scorecard invitations were distributed to all households by the Shire. The Shire also promoted the study through its communication channels.

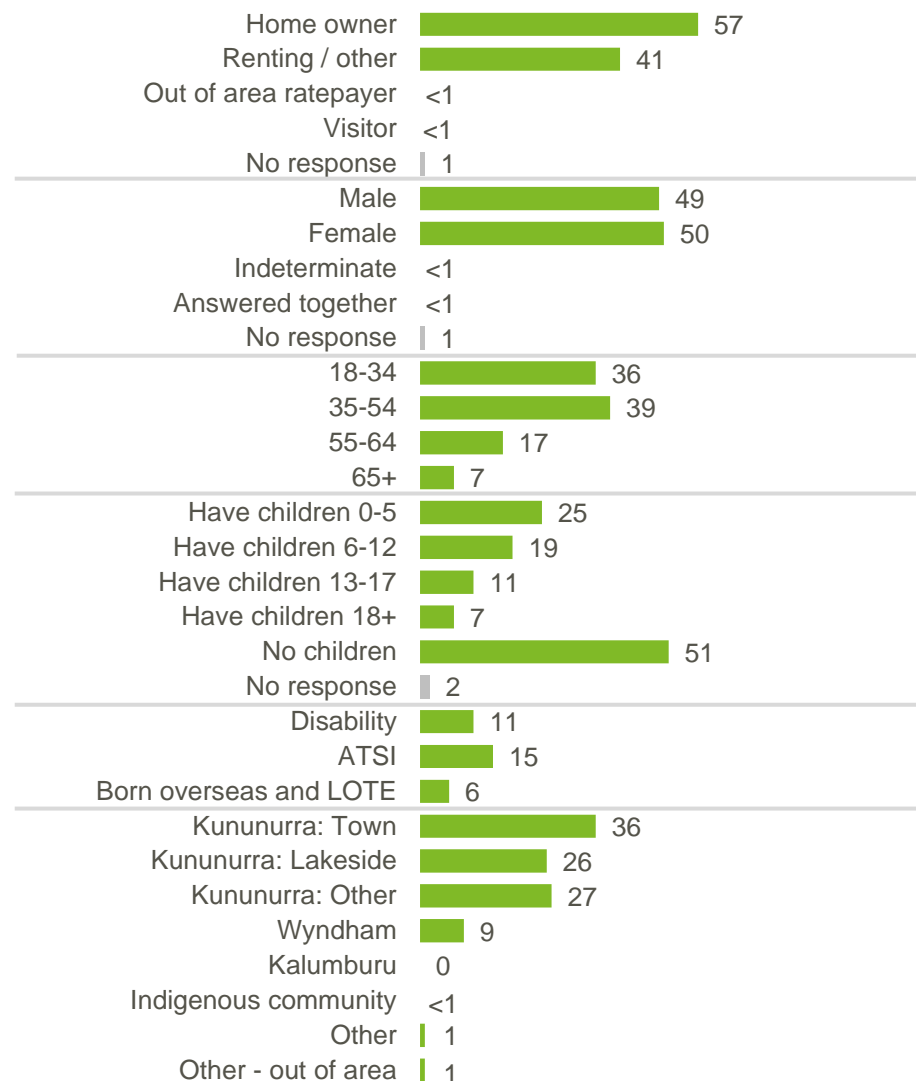
In total, **440 residents** submitted a response. This represents an approximated participation rate of 20% of households.\*

As analysis of responses from Shire affiliated and non-affiliated samples showed significant differences, results have been reported separately. The main body of the report presents responses from the non-council affiliated sample.

The study attracted a good cross-section of the population aged 18 years or older. The final dataset was weighted by age and gender to match the ABS Census population profile.

Data has been analysed using SPSS. Where sub-totals add to  $\pm 1\%$  of the parts, this is due to rounding errors to zero decimal places.

% of respondents (weighted)



\* Population base = Total occupied private dwellings  
Source: 2016 Census of Population and Housing, General Community Profile | Wyndham-East Kimberley (S) (LGA59340)

ATSI = Aboriginal and Torres Strait Islander  
LOTE = Language other than English

CATALYSE® has conducted studies for close to 60 councils across WA. When three or more councils have asked a comparable question, we publish the high score to enable participating councils to recognise and learn from the industry leaders. In this report, the 'high score' is calculated from **WA councils** that have completed an accredited study with CATALYSE® **within the past two years**. Participating councils are listed below.

## Metropolitan



## Regional



# Strategic Insights

Overall, the Shire of Wyndham – East Kimberley has seen healthy improvements in a number of performance areas with many of the larger improvements relating to governance.

- For **leadership within the community**, the performance index score is 39; an improvement of 18 index points since 2017.
- As a **governing organisation**, the performance index score is 41; an improvement of 13 index points since 2017.

Since the last study, the Shire has **improved in 35 performance** measures.

The Shire's **highest performing areas** are library and information services, airport facilities and services, boat ramps, and festivals, events and cultural activities.

The Shire's performance index score as a **place to live** is **60** out of 100, down 10 index points from 2017 and 13 index points below the industry standard.

Moving forward the community would like the Council to focus on five higher **priority areas**:

1. **Safety and security.** The community are feeling less safe. They want greater action to address graffiti, vandalism and anti-social behaviour, especially in town centres as it affects personal safety, tourism and economic development.
2. **Services and facilities for youth** to help alleviate concerns with boredom and antisocial behaviour. Suggestions relate to better sport and recreational facilities, playgrounds, parks and reserves, and a water park.
3. **Economic development**, including attracting investment, supporting local business, improving airport services, growing tourism and improving the overall appearance of Kununurra and Wyndham town centres.
4. **Improved infrastructure** including fixing damaged road surfaces, better drainage, improved lighting and streetscapes, and more footpaths, cycleways and trails for better connectivity.
5. **Value for money from Shire rates.** Ratepayers request rate reductions or limits to rate increases.

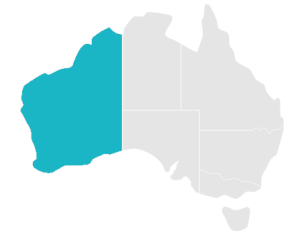
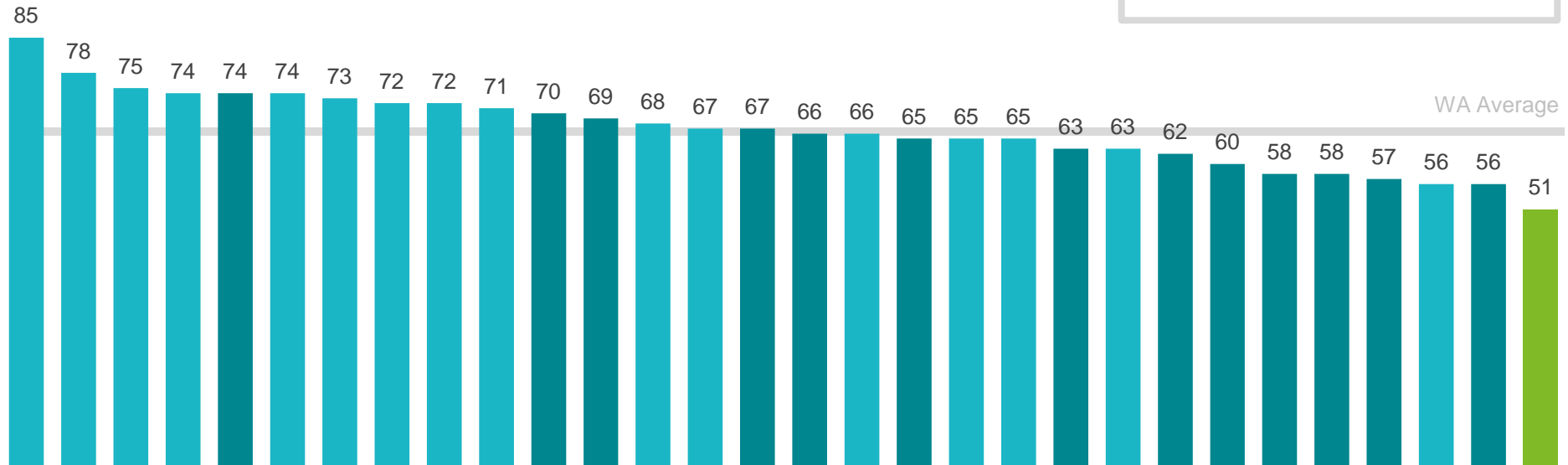
# Overall Performance | industry comparisons

The 'Overall Performance Index Score' is a combined measure of the Shire of Wyndham - East Kimberley as a 'place to live' and as a 'governing organisation'. The Shire of Wyndham - East Kimberley's overall performance index score is 51 out of 100, 16 index points below the industry standard for Western Australia.

## Overall Performance Index Score

average of 'place to live' and 'governing organisation'

- Shire of Wyndham - East Kimberley
- Metropolitan Councils
- Regional Councils



Shire of Wyndham - East Kimberley	51
Industry High	85
Industry Standard	67



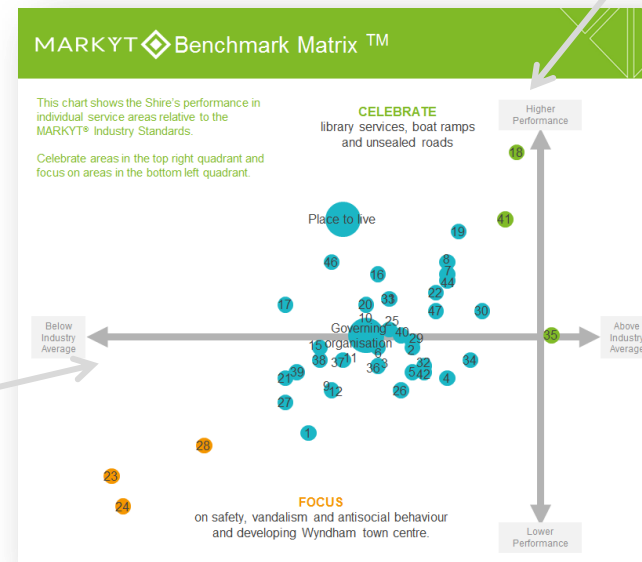
# How to read the MARKYT Benchmark Matrix <sup>TM</sup>

The MARKYT<sup>®</sup> Benchmark Matrix <sup>TM</sup> (shown in detail overleaf) illustrates how the community rates performance on individual measures, compared to how other councils are being rated by their communities.

There are two dimensions. The vertical axis maps community perceptions of performance for individual measures relative to the average score for all measures. The horizontal axis maps performance relative to the MARKYT<sup>®</sup> Industry Standards.

Councils aim to be on the right side of this line, with performance ABOVE the MARKYT<sup>®</sup> Industry Standard.

This line represents Council's average performance for all individual measure. As it represents the average, around half of the service areas will be placed above the line, and around half will be positioned below the line.

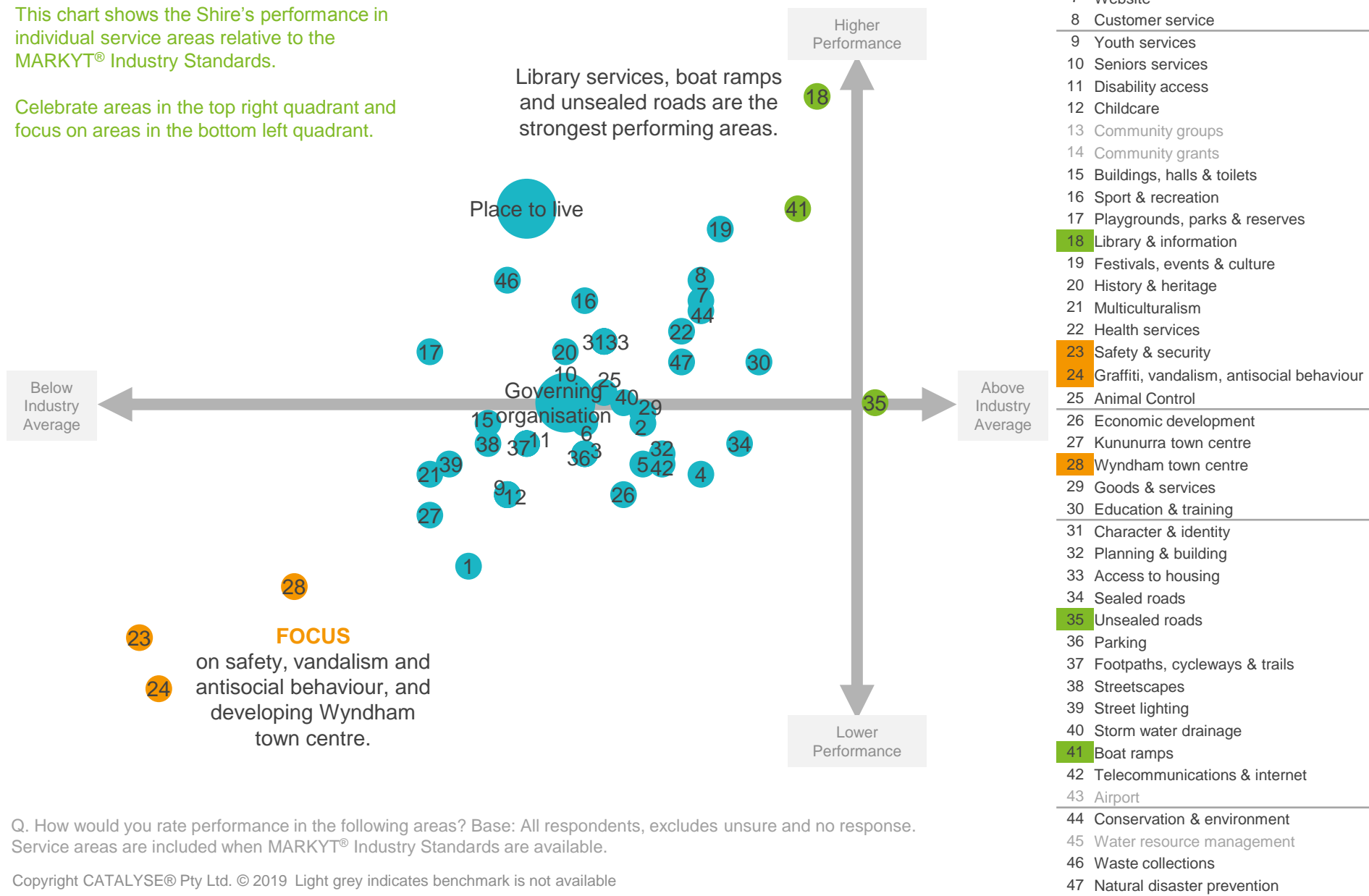




# MARKYT Benchmark Matrix™

This chart shows the Shire's performance in individual service areas relative to the MARKYT® Industry Standards.

Celebrate areas in the top right quadrant and focus on areas in the bottom left quadrant.



Q. How would you rate performance in the following areas? Base: All respondents, excludes unsure and no response. Service areas are included when MARKYT® Industry Standards are available.

In the Shire of Wyndham - East Kimberley's Community Trends Window, detailed overleaf, most services are located in Windows 1 + 2 indicating that the Shire's **performance is improving**.

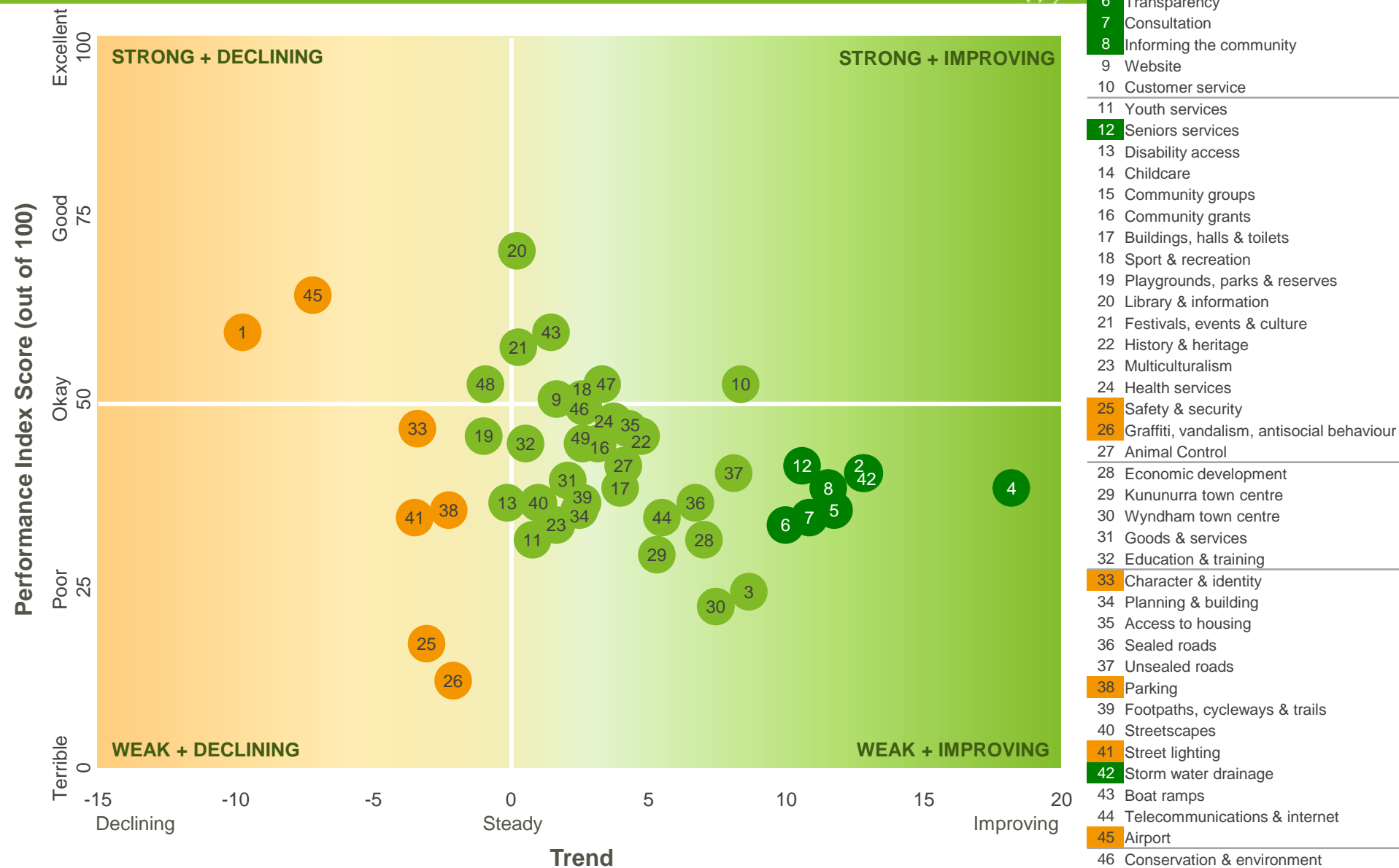
**Leadership is most improved**; up 19 index points. Residents are happy with how governance, advocacy and lobbying, transparency, consultation and communication are improving. Other areas showing strong improvement are storm water drainage and seniors' services and care.

There is need to arrest decline with safety and security, street lighting, parking, and the character and identity of the local area (Window 4), along with airport facilities (Window 3). Although airport facilities are one of the higher performing areas in the Shire, ratings have declined.

There is a general need to improve overall ratings for the Shire as a place to live; down 10 index points.



# MARKYT Community Trends Window™



Q. How would you rate performance in the following areas? Base: All respondents, excludes unsure and no response (n = varies)

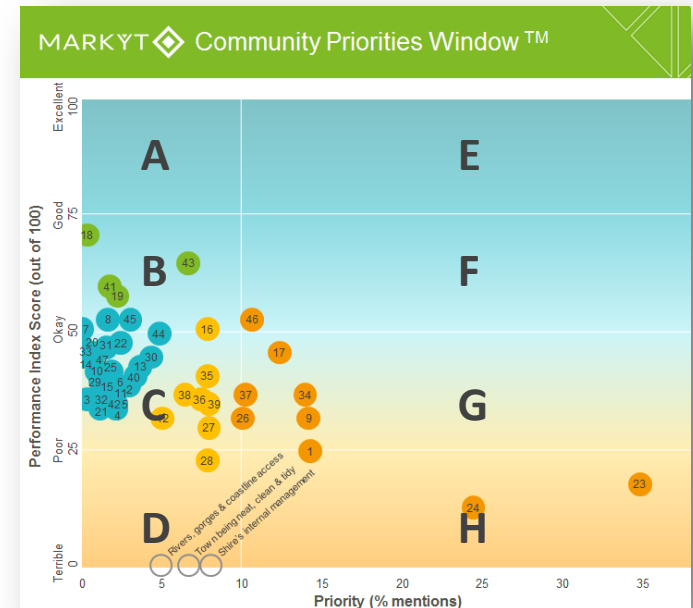
In the Shire of Wyndham - East Kimberley's Community Priorities Window, where community members are asked to rate performance levels and indicate where they'd like the Shire to focus on improving, most services are located between Windows B + C. These areas have room for improvement, receiving average ratings around okay, however, less than 10% of residents mentioned them as an area to focus on.

Relative strengths include library and information services, airport services and facilities, boat ramps, and festivals, events and cultural activities.

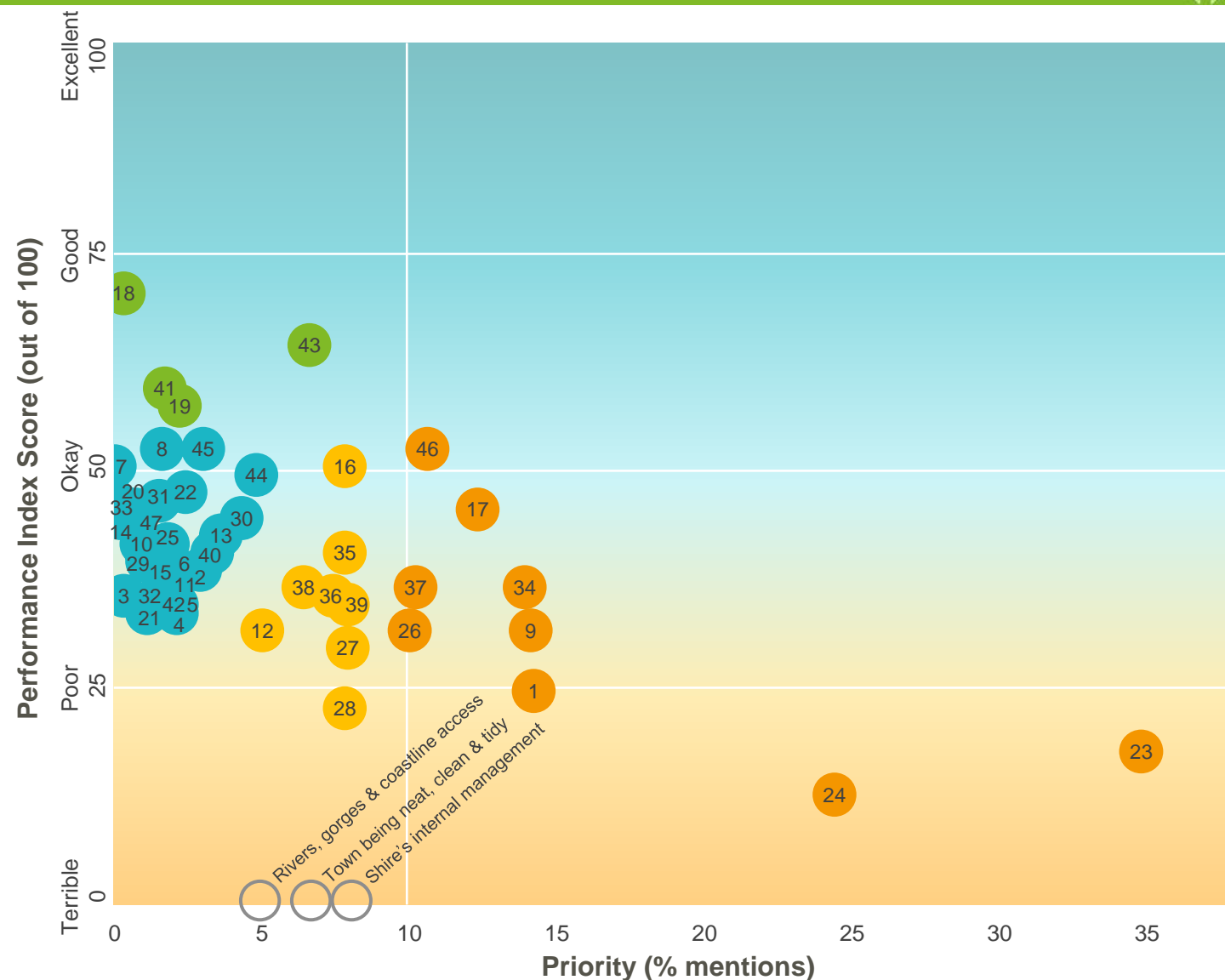
Moving forward, the community would like the Shire to prioritise **safety and security**, along with graffiti, vandalism and anti-social behaviour (Window H).

Secondary priorities to focus on include (Window G):

- Value for money from Shire rates
- Youth services and facilities
- Maintenance of sealed roads
- Playgrounds, parks and reserves
- Economic development
- Footpaths, cycleways and trails
- Waste collections



# MARKYT Community Priorities Window™



Q. How would you rate performance in the following areas? Base: All respondents, excludes unsure and no response. (n=varies)

Q. Which areas would you most like the Shire of Wyndham - East Kimberley to focus on improving? Base: All respondents, excludes no response (n = 320)

- 1 Value for money from rates
- 2 Leadership
- 3 Advocacy & lobbying
- 4 Transparency
- 5 Consultation
- 6 Informing the community
- 7 Website
- 8 Customer service
- 9 Youth services
- 10 Seniors services
- 11 Disability access
- 12 Childcare
- 13 Community groups
- 14 Community grants
- 15 Buildings, halls & toilets
- 16 Sport & recreation
- 17 Playgrounds, parks & reserves
- 18 Library & information
- 19 Festivals, events & culture
- 20 History & heritage
- 21 Multiculturalism
- 22 Health services
- 23 Safety & security
- 24 Graffiti, vandalism, antisocial behaviour
- 25 Animal Control
- 26 Economic development
- 27 Kununurra town centre
- 28 Wyndham town centre
- 29 Goods & services
- 30 Education & training
- 31 Character & identity
- 32 Planning & building
- 33 Access to housing
- 34 Sealed roads
- 35 Unsealed roads
- 36 Parking
- 37 Footpaths, cycleways & trails
- 38 Streetscapes
- 39 Street lighting
- 40 Storm water drainage
- 41 Boat ramps
- 42 Telecommunications & internet
- 43 Airport
- 44 Conservation & environment
- 45 Water resource management
- 46 Waste collections
- 47 Natural disaster prevention

Overall Performance

# How to read this report

## Performance Ratings

The chart shows community perceptions of performance on a five point scale from excellent to terrible.

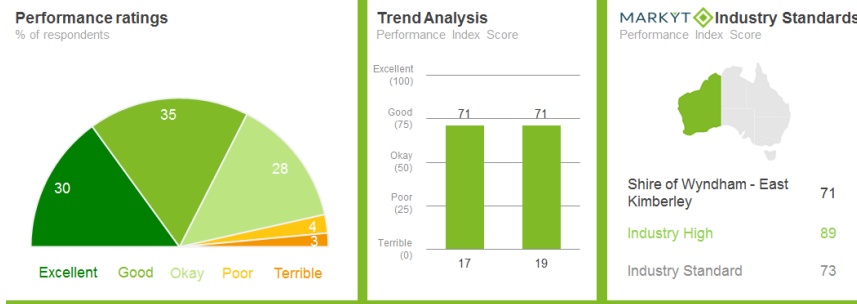
The **Performance Index Score** is a score out of 100 using the following formula:

$$\frac{(\text{average score} - 1)}{4} \times 100$$

In effect, the Performance Index Score converts the average rating into a zero-based score out of 100.

Score	Average Rating
100	Excellent
75	Good
50	Okay
25	Poor
0	Terrible

**Trend analysis** shows how performance varies over time.



**Variances across the community**  
Performance Index Score

Total	Home owner	Renting/other	Male	Female	No children	Have child 0-5	Have child 6-12	Have child 13-17	Have child 18+	18-34 years	35-54 years	55+ years	Disability	ATSI	Kununurra: Town	Kununurra: Lakeside	Kununurra: Other	Wyndham
71	73	69	68	75	66	77	81	78	68	70	74	69	64	72	77	69	75	41

**Variance across the community** shows how results vary across the community based on the Performance Index Score

**MARKYT® Industry Standards** show how Council is performing compared to other councils across Western Australia.

**Council Score** is the Council's performance index score.

**Industry High** is the highest score achieved by councils in WA that have completed a comparable study with CATALYSE® over the past two years.

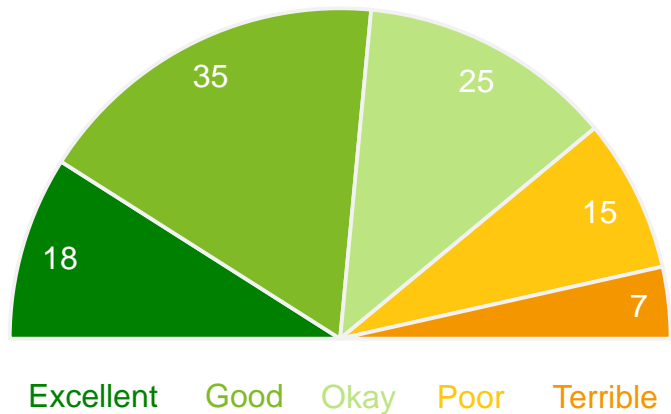
**Industry Standard** is the average score among WA councils that have completed a comparable study with CATALYSE® over the past two years.



# The Shire of Wyndham East Kimberley as a place to live

## Performance ratings

% of respondents



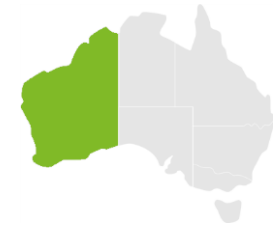
## Trend Analysis

Performance Index Score



## MARKYT Industry Standards

Performance Index Score



Shire of Wyndham - East Kimberley	60
Industry High	95
Industry Standard	77

## Variances across the community

Performance Index Score

Total	Home owner	Renting/other	Male	Female	No children	Have child 0-5	Have child 6-12	Have child 13-17	Have child 18+	18-34 years	35-54 years	55+ years	Disability	ATSI	Kununurra: Town	Kununurra: Lakeside	Kununurra: Other	Wyndham
60	61	59	57	64	56	65	63	70	59	59	63	58	56	58	58	65	59	55

Q. How would you rate performance in the following areas?

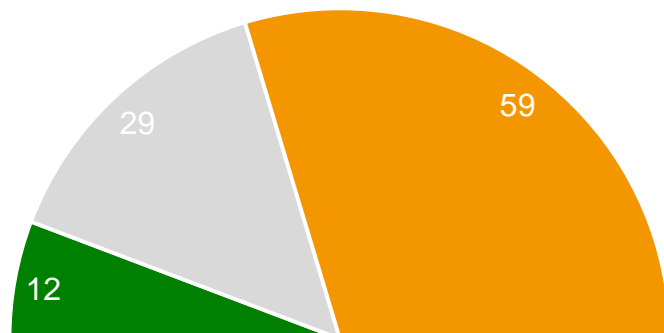
Base: All respondents, excludes 'unsure' and 'no response' (n = 390).

# Community Advocacy

Likelihood of recommending the Shire of Wyndham - East Kimberley as a place to live

## Community Advocacy

% of respondents



Promoters (9-10) Passives (7-8) Detractors (0-6)

## Net Promoter Score

Promoters

less

Detractors

equals

NPS  
-48

NPS can range from  
-100 to +100

## MARKYT Industry Standards

Net Promoter Score



Shire of Wyndham - East Kimberley -48

Industry High 68

Industry Standard -8

## Variances across the community

Net Promoter Score

Total	Home owner	Renting/other	Male	Female	No children	Have child 0-5	Have child 6-12	Have child 13-17	Have child 18+	18-34 years	35-54 years	55+ years	Disability	ATSI	Kununurra: Town	Kununurra: Lakeside	Kununurra: Other	Wyndham
-48	-48	-48	-51	-45	-54	-43	-43	-21	-20	-47	-47	-49	-55	-42	-59	-37	-50	-33

Q. How likely are you to recommend the Shire of Wyndham - East Kimberley as a place to live?

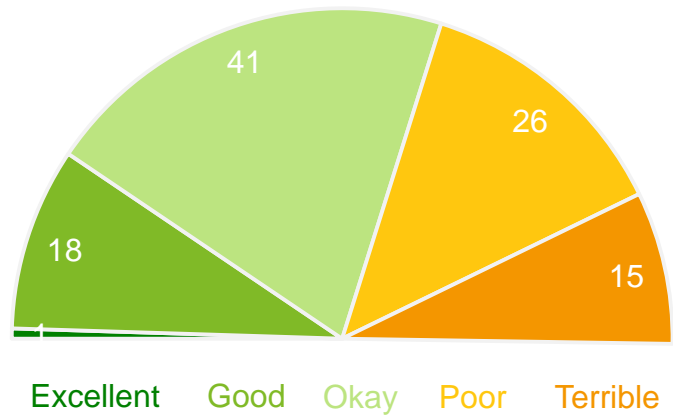
Please give a rating out of 10, where 0 is not at all likely and 10 is extremely likely.

Base: All respondents, excludes 'unsure' and 'no response' (n = 373).

# The Shire of Wyndham East Kimberley as the organisation that governs the local area

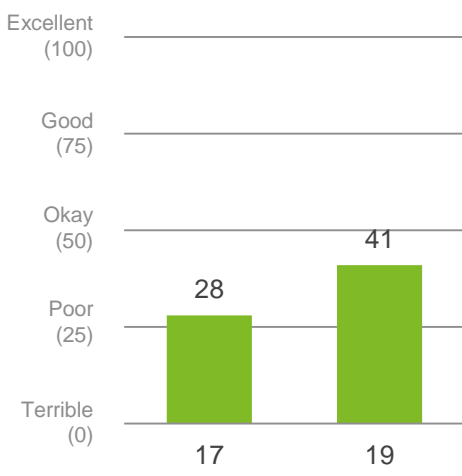
## Performance ratings

% of respondents



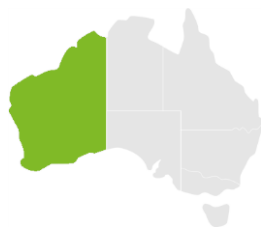
## Trend Analysis

Performance Index Score



## MARKYT Industry Standards

Performance Index Score



Shire of Wyndham - East Kimberley	41
Industry High	74
Industry Standard	56

## Variances across the community

Performance Index Score

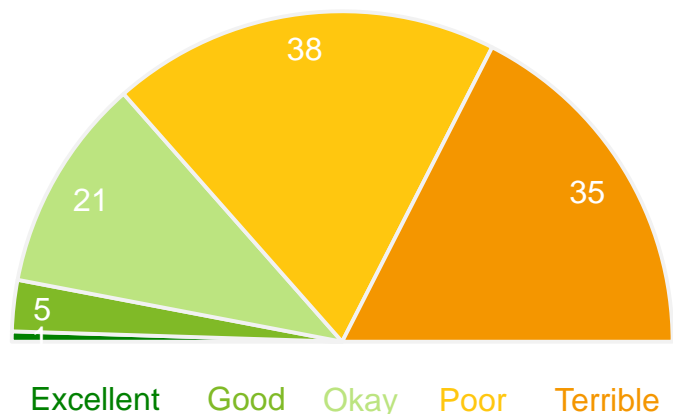
Total	Home owner	Renting/other	Male	Female	No children	Have child 0-5	Have child 6-12	Have child 13-17	Have child 18+	18-34 years	35-54 years	55+ years	Disability	ATSI	Kununurra: Town	Kununurra: Lakeside	Kununurra: Other	Wyndham
41	39	43	37	45	40	44	43	47	41	40	41	41	39	38	40	47	39	28

Q. How would you rate performance in the following areas?  
 Base: All respondents, excludes 'unsure' and 'no response' (n = 385).

# Value for money from Shire rates

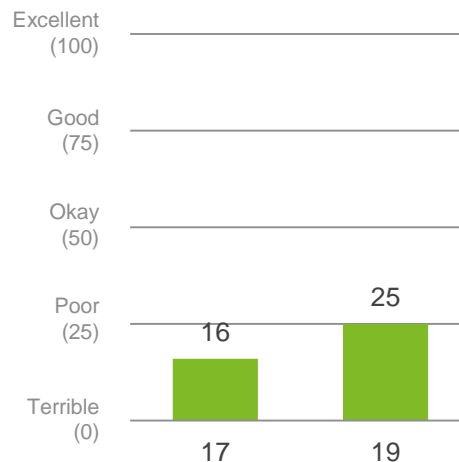
## Performance ratings

% of respondents



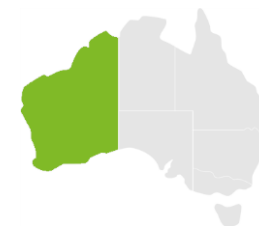
## Trend Analysis

Performance Index Score



## MARKYT Industry Standards

Performance Index Score



Shire of Wyndham - East Kimberley	25
Industry High	64
Industry Standard	45

## Variances across the community

Performance Index Score

Total	Home owner	Renting/other	Male	Female	No children	Have child 0-5	Have child 6-12	Have child 13-17	Have child 18+	18-34 years	35-54 years	55+ years	Disability	ATSI	Kununurra: Town	Kununurra: Lakeside	Kununurra: Other	Wyndham
25	22	30	23	27	24	26	26	34	30	25	24	25	24	26	24	24	27	21

Q. How would you rate performance in the following areas?

Base: All respondents, excludes 'unsure' and 'no response' (n = 342).

Familiarity with local services and facilities

# Familiarity with local services and facilities

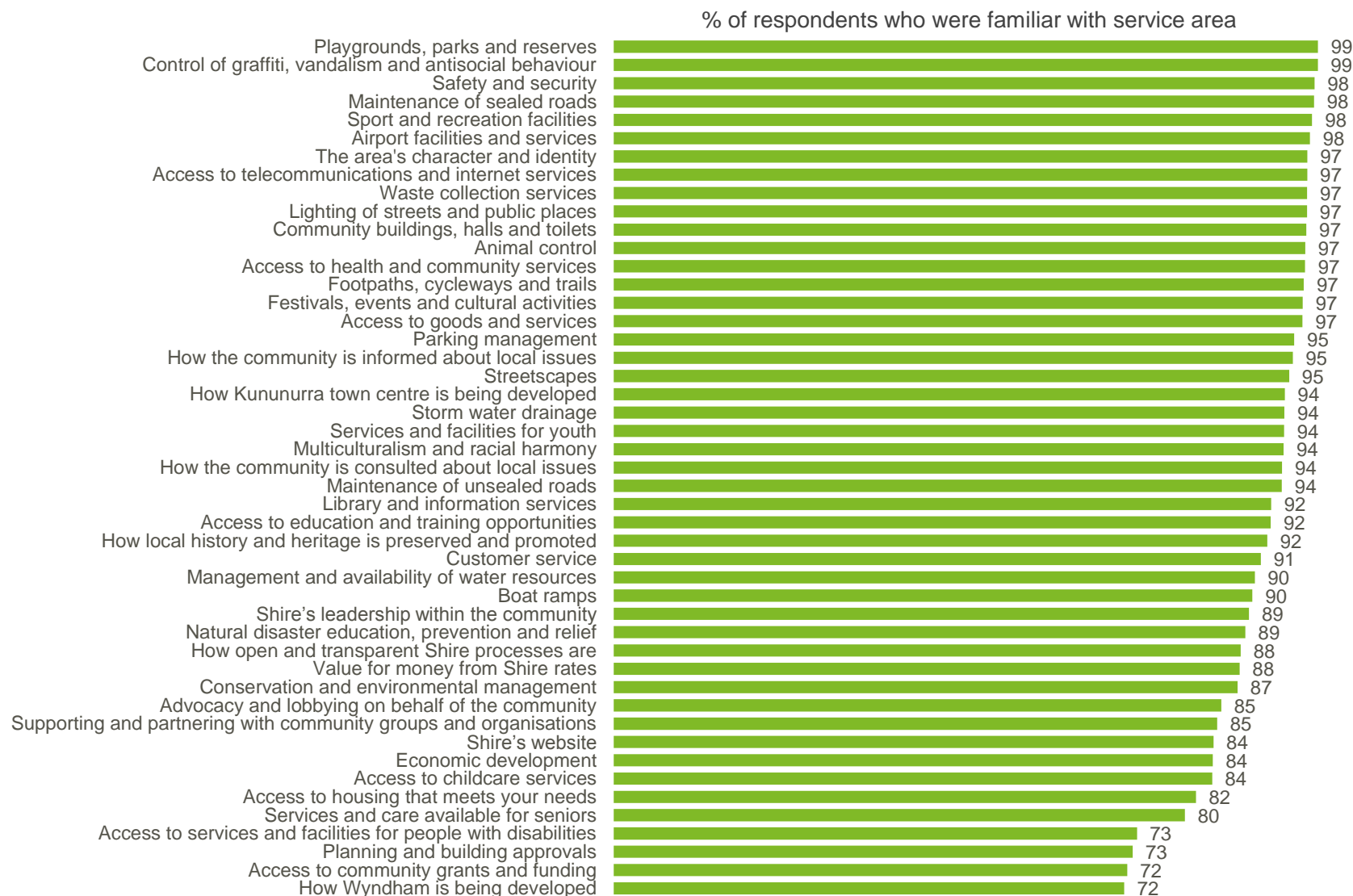


Chart shows proportion of respondents who were familiar enough with the service area to rate performance.

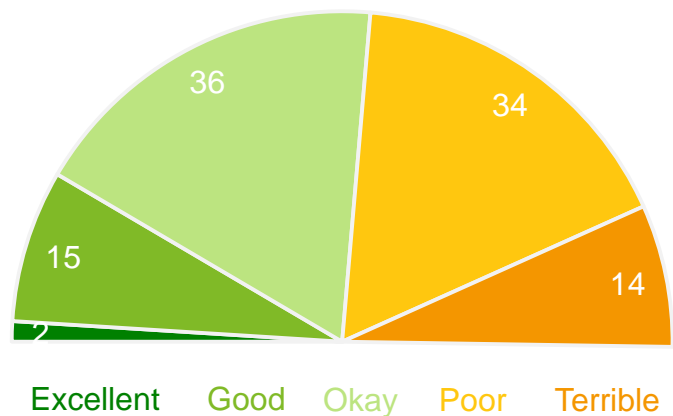
# Leadership and Communication



# Shire's leadership within the community

## Performance ratings

% of respondents



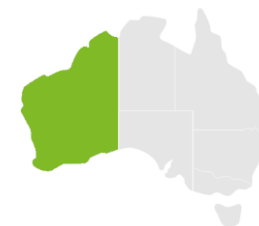
## Trend Analysis

Performance Index Score



## MARKYT Industry Standards

Performance Index Score



Shire of Wyndham - East Kimberley	39
Industry High	67
Industry Standard	50

## Variances across the community

Performance Index Score

Total	Home owner	Renting/other	Male	Female	No children	Have child 0-5	Have child 6-12	Have child 13-17	Have child 18+	18-34 years	35-54 years	55+ years	Disability	ATSI	Kununurra: Town	Kununurra: Lakeside	Kununurra: Other	Wyndham
39	37	41	37	42	38	42	40	47	43	37	41	39	34	35	35	46	40	28

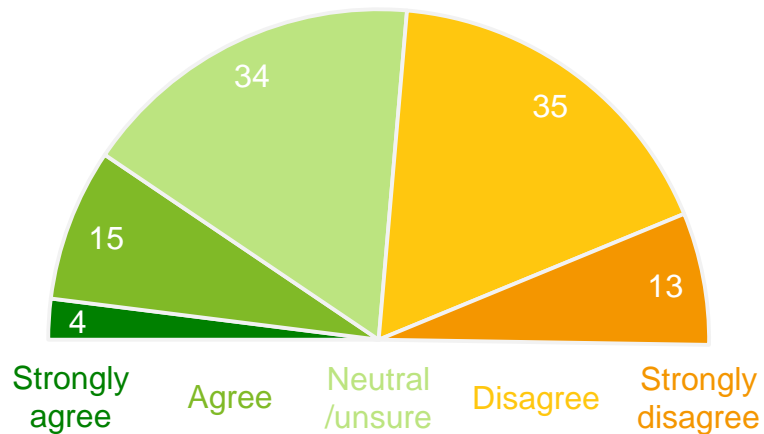
Q. How would you rate performance in the following areas?

Base: All respondents, excludes 'unsure' and 'no response' (n = 347).

# The Shire has developed and communicated a clear vision for the area

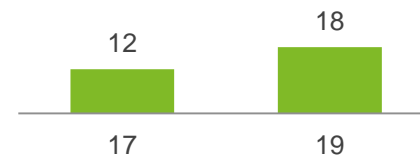
## Level of agreement

% of respondents



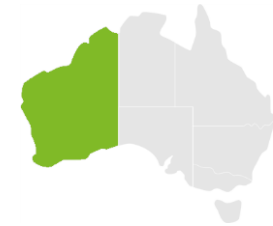
## Trend Analysis

% agree



## MARKYT Industry Standards

% agree



Shire of Wyndham - East Kimberley	18
Industry High	61
Industry Standard	36

## Variances across the community

% agree

Total	Home owner	Renting/other	Male	Female	No children	Have child 0-5	Have child 6-12	Have child 13-17	Have child 18+	18-34 years	35-54 years	55+ years	Disability	ATSI	Kununurra: Town	Kununurra: Lakeside	Kununurra: Other	Wyndham
18	18	18	20	17	15	18	17	38	27	18	21	15	13	19	21	17	18	13

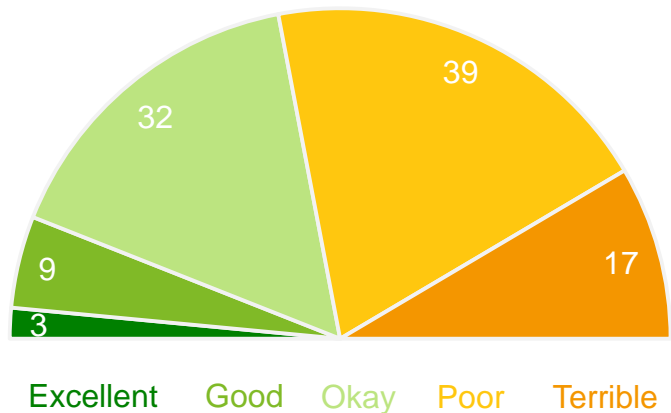
Q. How strongly do you agree or disagree with the following statements?

Base: All respondents, excludes 'no response' (n = 386).

# Advocacy and lobbying on behalf of the community to influence decisions, support local causes, etc

## Performance ratings

% of respondents



## Trend Analysis

Performance Index Score



## MARKYT Industry Standards

Performance Index Score



Shire of Wyndham - East Kimberley	36
Industry High	68
Industry Standard	50

## Variances across the community

Performance Index Score

Total	Home owner	Renting/other	Male	Female	No children	Have child 0-5	Have child 6-12	Have child 13-17	Have child 18+	18-34 years	35-54 years	55+ years	Disability	ATSI	Kununurra: Town	Kununurra: Lakeside	Kununurra: Other	Wyndham
36	36	36	34	38	36	35	34	43	36	35	36	36	28	34	33	43	38	21

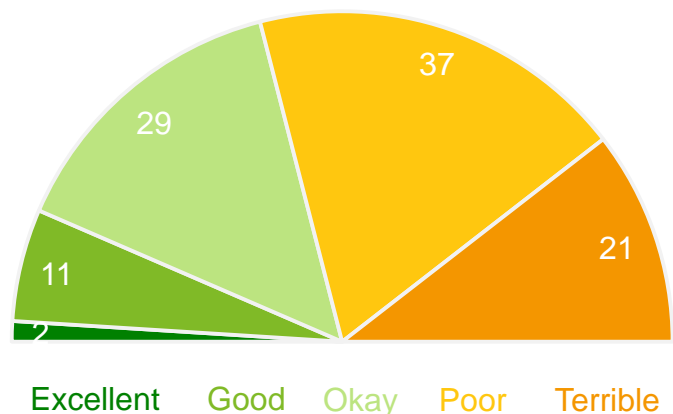
Q. How would you rate performance in the following areas?

Base: All respondents, excludes 'unsure' and 'no response' (n = 332).

# How open and transparent Shire processes are

## Performance ratings

% of respondents



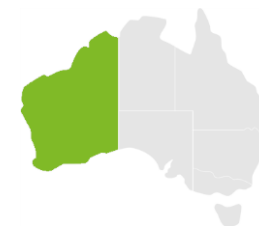
## Trend Analysis

Performance Index Score



## MARKYT Industry Standards

Performance Index Score



Shire of Wyndham - East Kimberley	34
Industry High	54
Industry Standard	42

## Variances across the community

Performance Index Score

Total	Home owner	Renting/other	Male	Female	No children	Have child 0-5	Have child 6-12	Have child 13-17	Have child 18+	18-34 years	35-54 years	55+ years	Disability	ATSI	Kununurra: Town	Kununurra: Lakeside	Kununurra: Other	Wyndham
34	33	35	33	36	33	36	34	40	39	32	36	34	27	27	32	39	34	28

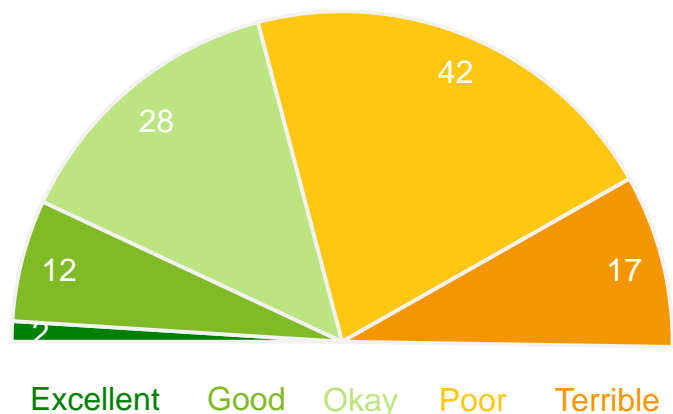
Q. How would you rate performance in the following areas?

Base: All respondents, excludes 'unsure' and 'no response' (n = 343).

# How the community is consulted about local issues

## Performance ratings

% of respondents



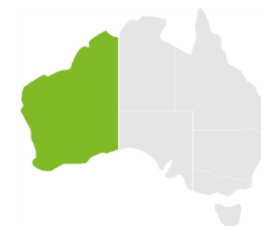
## Trend Analysis

Performance Index Score



## MARKYT Industry Standards

Performance Index Score



Shire of Wyndham - East Kimberley	35
Industry High	63
Industry Standard	46

## Variances across the community

Performance Index Score

Total	Home owner	Renting/other	Male	Female	No children	Have child 0-5	Have child 6-12	Have child 13-17	Have child 18+	18-34 years	35-54 years	55+ years	Disability	ATSI	Kununurra: Town	Kununurra: Lakeside	Kununurra: Other	Wyndham
35	34	35	33	36	34	36	37	43	39	33	37	34	29	31	32	39	37	24

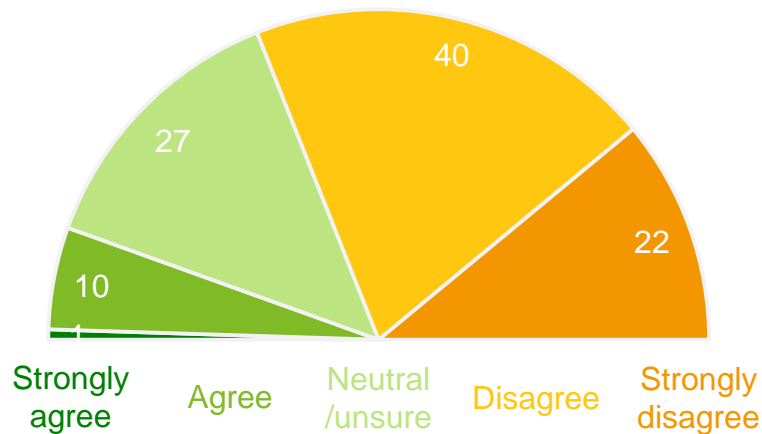
Q. How would you rate performance in the following areas?

Base: All respondents, excludes 'unsure' and 'no response' (n = 365).

# The Shire clearly explains reasons for decisions and how residents' views have been taken into account

## Level of agreement

% of respondents



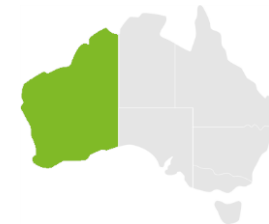
## Trend Analysis

% agree



## MARKYT Industry Standards

% agree



Shire of Wyndham - East Kimberley	11
Industry High	49
Industry Standard	28

## Variances across the community

% agree

Total	Home owner	Renting/other	Male	Female	No children	Have child 0-5	Have child 6-12	Have child 13-17	Have child 18+	18-34 years	35-54 years	55+ years	Disability	ATSI	Kununurra: Town	Kununurra: Lakeside	Kununurra: Other	Wyndham
11	9	14	12	10	12	9	7	15	14	8	12	15	5	7	10	18	9	2

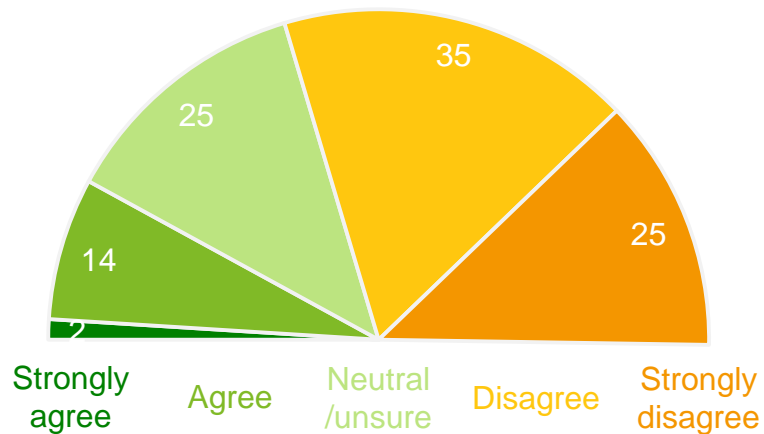
Q. How strongly do you agree or disagree with the following statements?

Base: All respondents, excludes 'no response' (n = 386).

# The Shire has a good understanding of community needs

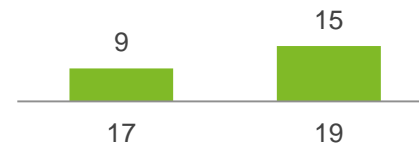
## Level of agreement

% of respondents



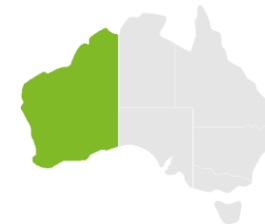
## Trend Analysis

% agree



## MARKYT Industry Standards

% agree



Shire of Wyndham - East Kimberley	15
Industry High	62
Industry Standard	33

## Variances across the community

% agree

Total	Home owner	Renting/other	Male	Female	No children	Have child 0-5	Have child 6-12	Have child 13-17	Have child 18+	18-34 years	35-54 years	55+ years	Disability	ATSI	Kununurra: Town	Kununurra: Lakeside	Kununurra: Other	Wyndham
15	15	16	13	18	13	16	16	31	20	9	19	18	12	16	14	16	18	10

Q. How strongly do you agree or disagree with the following statements?

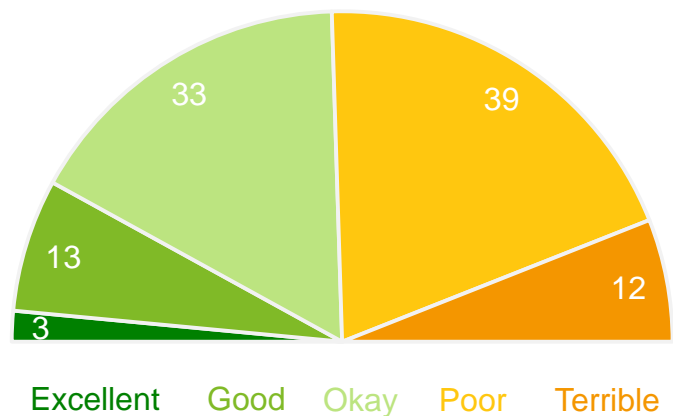
Base: All respondents, excludes 'no response' (n = 385).



# How the community is informed about local issues

## Performance ratings

% of respondents



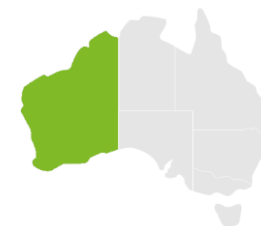
## Trend Analysis

Performance Index Score



## MARKYT Industry Standards

Performance Index Score



Shire of Wyndham - East Kimberley	39
Industry High	66
Industry Standard	53

## Variances across the community

Performance Index Score

Total	Home owner	Renting/other	Male	Female	No children	Have child 0-5	Have child 6-12	Have child 13-17	Have child 18+	18-34 years	35-54 years	55+ years	Disability	ATSI	Kununurra: Town	Kununurra: Lakeside	Kununurra: Other	Wyndham
39	37	40	38	40	39	39	37	45	38	38	39	37	34	33	36	44	39	30

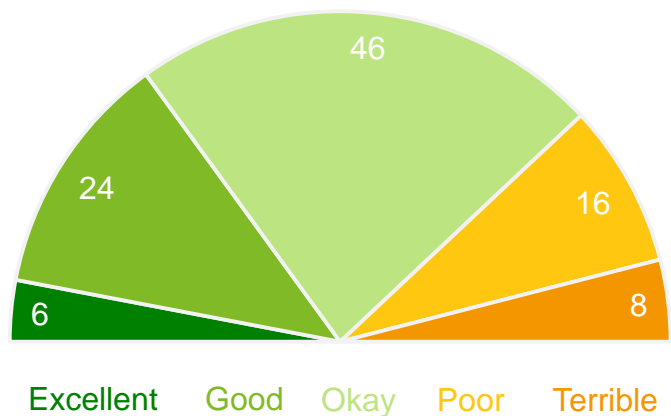
Q. How would you rate performance in the following areas?

Base: All respondents, excludes 'unsure' and 'no response' (n = 371).

# Shire's website

## Performance ratings

% of respondents



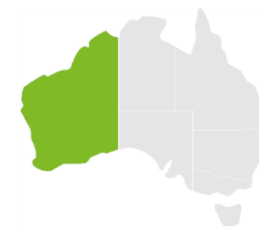
## Trend Analysis

Performance Index Score



## MARKYT Industry Standards

Performance Index Score



Shire of Wyndham - East Kimberley	51
Industry High	68
Industry Standard	59

## Variances across the community

Performance Index Score

Total	Home owner	Renting/other	Male	Female	No children	Have child 0-5	Have child 6-12	Have child 13-17	Have child 18+	18-34 years	35-54 years	55+ years	Disability	ATSI	Kununurra: Town	Kununurra: Lakeside	Kununurra: Other	Wyndham
51	48	53	46	55	54	52	48	42	43	48	53	51	40	41	49	54	51	41

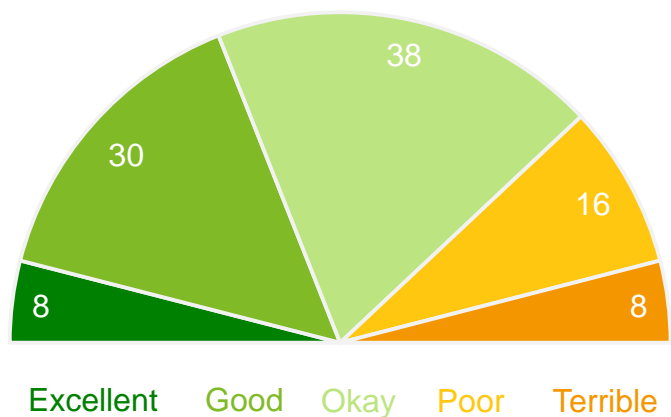
Q. How would you rate performance in the following areas?

Base: All respondents, excludes 'unsure' and 'no response' (n = 328).

# Customer service

## Performance ratings

% of respondents



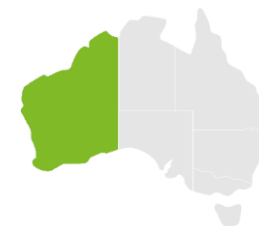
## Trend Analysis

Performance Index Score



## MARKYT Industry Standards

Performance Index Score



Shire of Wyndham - East Kimberley	53
Industry High	79
Industry Standard	61

## Variances across the community

Performance Index Score

Total	Home owner	Renting/other	Male	Female	No children	Have child 0-5	Have child 6-12	Have child 13-17	Have child 18+	18-34 years	35-54 years	55+ years	Disability	ATSI	Kununurra: Town	Kununurra: Lakeside	Kununurra: Other	Wyndham
53	54	53	50	58	51	61	55	58	48	55	53	52	52	50	53	58	51	49

Q. How would you rate performance in the following areas?

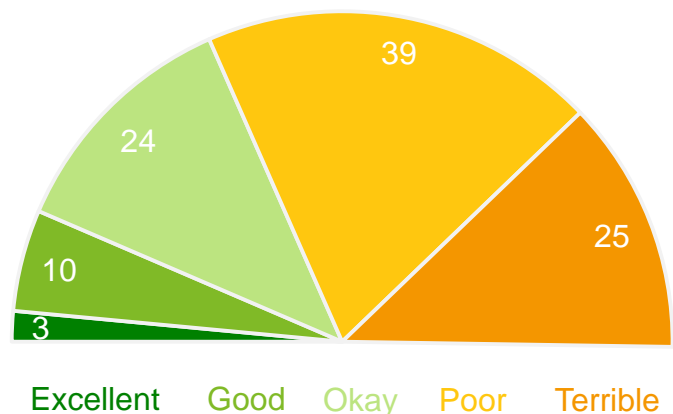
Base: All respondents, excludes 'unsure' and 'no response' (n = 354).

# Community Development

# Services and facilities for youth

## Performance ratings

% of respondents



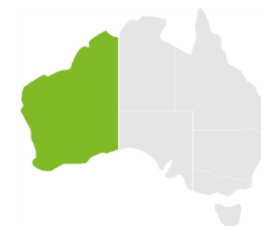
## Trend Analysis

Performance Index Score



## MARKYT Industry Standards

Performance Index Score



Shire of Wyndham - East Kimberley	32
Industry High	70
Industry Standard	50

## Variances across the community

Performance Index Score

Total	Home owner	Renting/other	Male	Female	No children	Have child 0-5	Have child 6-12	Have child 13-17	Have child 18+	18-34 years	35-54 years	55+ years	Disability	ATSI	Kununurra: Town	Kununurra: Lakeside	Kununurra: Other	Wyndham
32	35	28	30	33	31	35	33	34	29	32	28	37	21	26	31	29	34	38

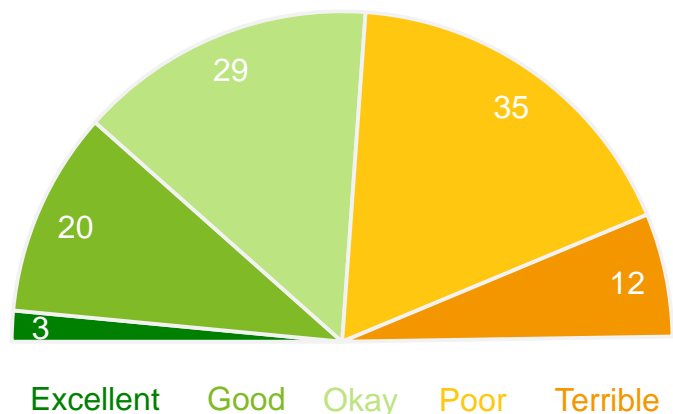
Q. How would you rate performance in the following areas?

Base: All respondents, excludes 'unsure' and 'no response' (n = 367).

# Services and care available for seniors

## Performance ratings

% of respondents



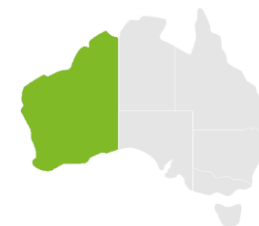
## Trend Analysis

Performance Index Score



## MARKYT Industry Standards

Performance Index Score



Shire of Wyndham - East Kimberley	42
Industry High	67
Industry Standard	57

## Variances across the community

Performance Index Score

Total	Home owner	Renting/other	Male	Female	No children	Have child 0-5	Have child 6-12	Have child 13-17	Have child 18+	18-34 years	35-54 years	55+ years	Disability	ATSI	Kununurra: Town	Kununurra: Lakeside	Kununurra: Other	Wyndham
42	42	42	41	42	38	47	44	49	44	43	43	37	28	38	45	41	44	26

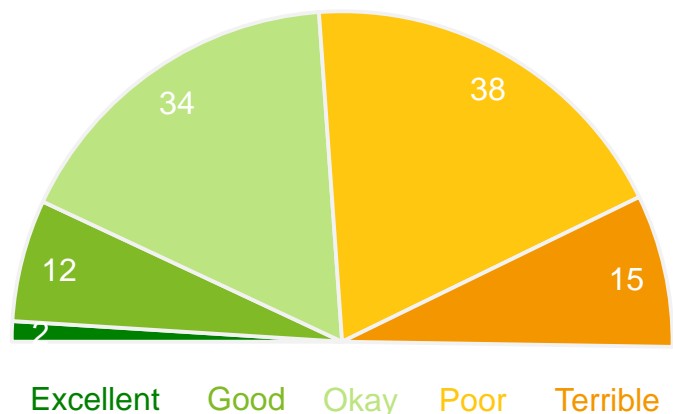
Q. How would you rate performance in the following areas?

Base: All respondents, excludes 'unsure' and 'no response' (n = 312).

# Access to services and facilities for people with disabilities

## Performance ratings

% of respondents



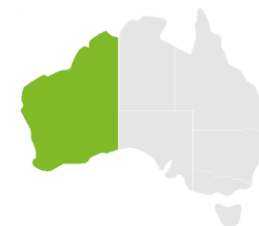
## Trend Analysis

Performance Index Score



## MARKYT Industry Standards

Performance Index Score



Shire of Wyndham - East Kimberley	37
Industry High	66
Industry Standard	54

## Variances across the community

Performance Index Score

Total	Home owner	Renting/other	Male	Female	No children	Have child 0-5	Have child 6-12	Have child 13-17	Have child 18+	18-34 years	35-54 years	55+ years	Disability	ATSI	Kununurra: Town	Kununurra: Lakeside	Kununurra: Other	Wyndham
37	37	37	36	38	34	41	41	44	34	36	37	38	18	35	41	35	39	26

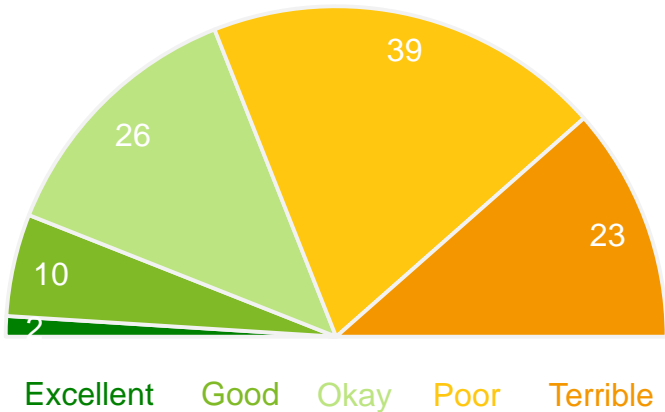
Q. How would you rate performance in the following areas?

Base: All respondents, excludes 'unsure' and 'no response' (n = 286).

# Access to childcare services

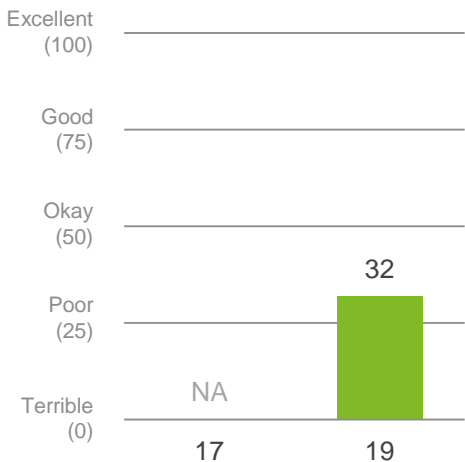
## Performance ratings

% of respondents



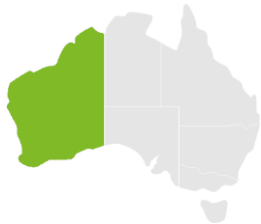
## Trend Analysis

Performance Index Score



## MARKYT Industry Standards

Performance Index Score



Shire of Wyndham - East Kimberley	32
Industry High	60
Industry Standard	50

## Variances across the community

Performance Index Score

Total	Home owner	Renting/other	Male	Female	No children	Have child 0-5	Have child 6-12	Have child 13-17	Have child 18+	18-34 years	35-54 years	55+ years	Disability	ATSI	Kununurra: Town	Kununurra: Lakeside	Kununurra: Other	Wyndham
32	35	28	31	32	34	27	33	36	31	25	34	40	19	25	31	28	38	30

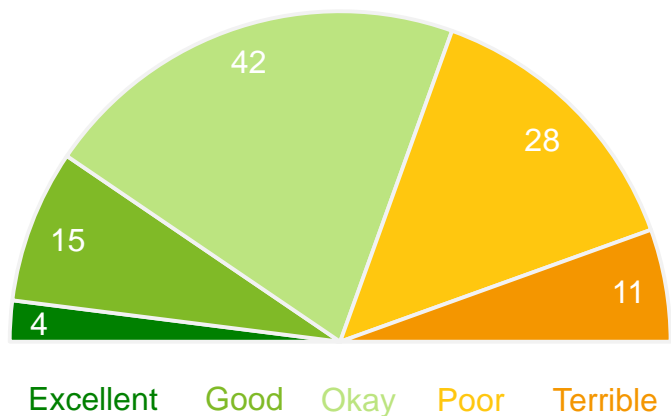
Q. How would you rate performance in the following areas?  
 Base: All respondents, excludes 'unsure' and 'no response' (n = 327).



# Supporting and partnering with community groups and organisations

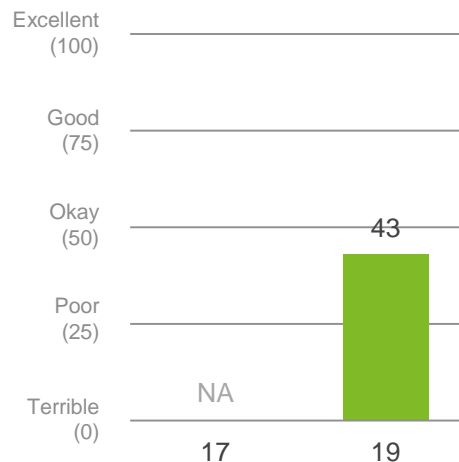
## Performance ratings

% of respondents



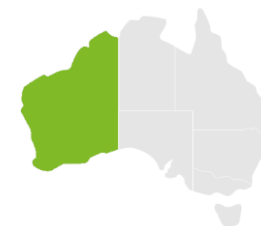
## Trend Analysis

Performance Index Score



## MARKYT Industry Standards

Performance Index Score



Shire of Wyndham - East Kimberley	43
Industry High	NA
Industry Standard	NA

## Variances across the community

Performance Index Score

Total	Home owner	Renting/other	Male	Female	No children	Have child 0-5	Have child 6-12	Have child 13-17	Have child 18+	18-34 years	35-54 years	55+ years	Disability	ATSI	Kununurra: Town	Kununurra: Lakeside	Kununurra: Other	Wyndham
43	43	43	40	47	42	43	47	49	46	39	45	45	28	43	43	44	46	30

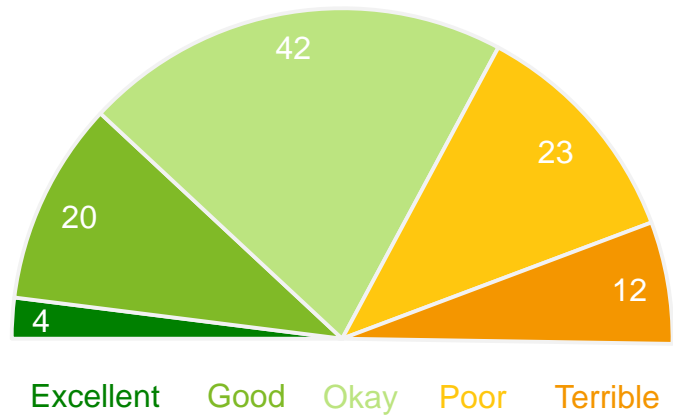
Q. How would you rate performance in the following areas?

Base: All respondents, excludes 'unsure' and 'no response' (n = 330).

# Access to community grants and funding

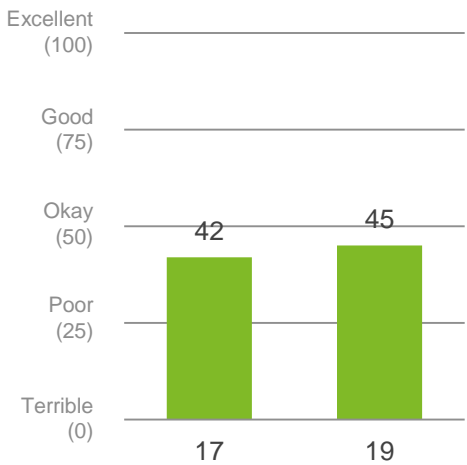
## Performance ratings

% of respondents



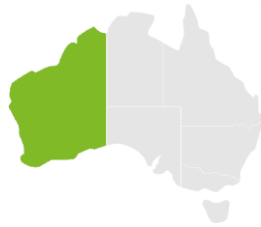
## Trend Analysis

Performance Index Score



## MARKYT Industry Standards

Performance Index Score



Shire of Wyndham - East Kimberley	45
Industry High	NA
Industry Standard	NA

## Variances across the community

Performance Index Score

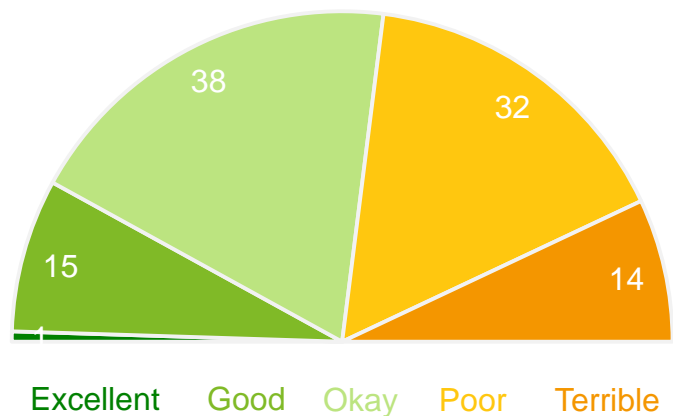
Total	Home owner	Renting/other	Male	Female	No children	Have child 0-5	Have child 6-12	Have child 13-17	Have child 18+	18-34 years	35-54 years	55+ years	Disability	ATSI	Kununurra: Town	Kununurra: Lakeside	Kununurra: Other	Wyndham
45	45	45	43	48	43	49	55	56	40	43	49	43	41	40	46	47	47	28

Q. How would you rate performance in the following areas?  
 Base: All respondents, excludes 'unsure' and 'no response' (n = 281).

# Community buildings, halls and toilets

## Performance ratings

% of respondents



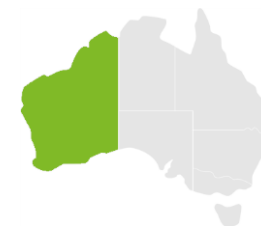
## Trend Analysis

Performance Index Score



## MARKYT Industry Standards

Performance Index Score



Shire of Wyndham - East Kimberley	39
Industry High	77
Industry Standard	58

## Variances across the community

Performance Index Score

Total	Home owner	Renting/other	Male	Female	No children	Have child 0-5	Have child 6-12	Have child 13-17	Have child 18+	18-34 years	35-54 years	55+ years	Disability	ATSI	Kununurra: Town	Kununurra: Lakeside	Kununurra: Other	Wyndham
39	37	40	39	39	40	39	43	37	37	38	38	42	31	35	40	42	38	24

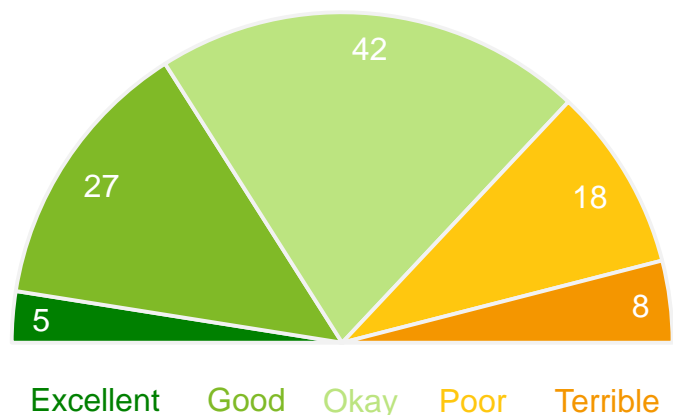
Q. How would you rate performance in the following areas?

Base: All respondents, excludes 'unsure' and 'no response' (n = 379).

# Sport and recreation facilities

## Performance ratings

% of respondents



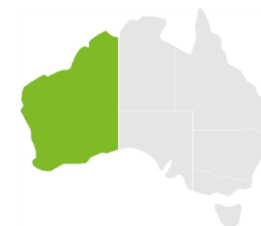
## Trend Analysis

Performance Index Score



## MARKYT Industry Standards

Performance Index Score



Shire of Wyndham - East Kimberley	51
Industry High	76
Industry Standard	65

## Variances across the community

Performance Index Score

Total	Home owner	Renting/other	Male	Female	No children	Have child 0-5	Have child 6-12	Have child 13-17	Have child 18+	18-34 years	35-54 years	55+ years	Disability	ATSI	Kununurra: Town	Kununurra: Lakeside	Kununurra: Other	Wyndham
51	51	50	51	50	53	49	51	49	43	54	46	52	52	47	53	54	50	33

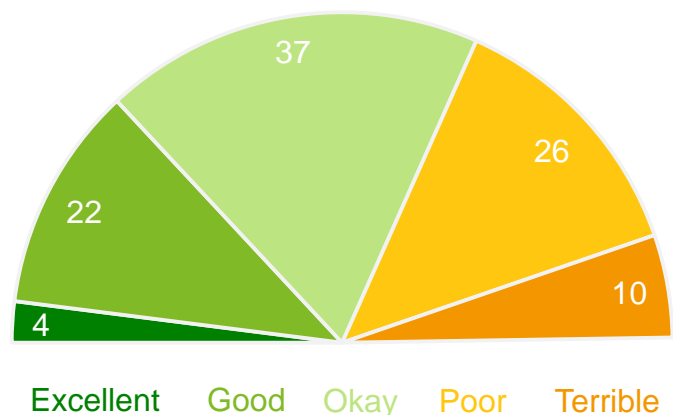
Q. How would you rate performance in the following areas?

Base: All respondents, excludes 'unsure' and 'no response' (n = 382).

# Playgrounds, parks and reserves

## Performance ratings

% of respondents



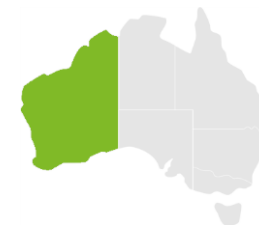
## Trend Analysis

Performance Index Score



## MARKYT Industry Standards

Performance Index Score



Shire of Wyndham - East Kimberley	46
Industry High	85
Industry Standard	68

## Variances across the community

Performance Index Score

Total	Home owner	Renting/other	Male	Female	No children	Have child 0-5	Have child 6-12	Have child 13-17	Have child 18+	18-34 years	35-54 years	55+ years	Disability	ATSI	Kununurra: Town	Kununurra: Lakeside	Kununurra: Other	Wyndham
46	45	47	46	46	50	38	47	44	43	45	45	50	40	38	46	50	48	28

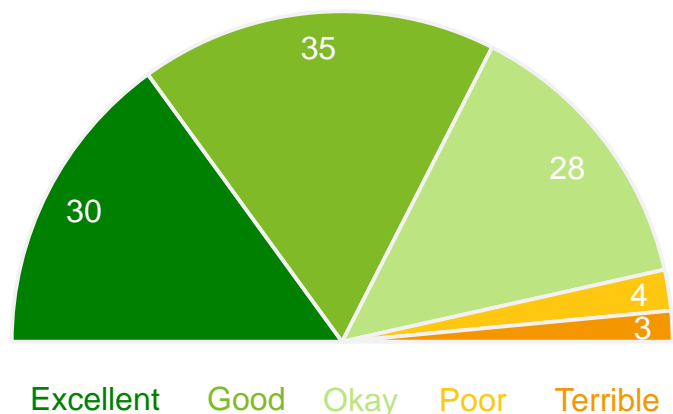
Q. How would you rate performance in the following areas?

Base: All respondents, excludes 'unsure' and 'no response' (n = 385).

# Library and information services

## Performance ratings

% of respondents



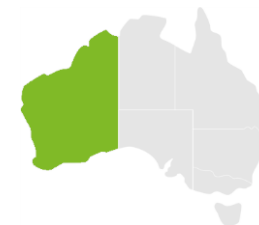
## Trend Analysis

Performance Index Score



## MARKYT Industry Standards

Performance Index Score



Shire of Wyndham - East Kimberley	71
Industry High	89
Industry Standard	73

## Variances across the community

Performance Index Score

Total	Home owner	Renting/other	Male	Female	No children	Have child 0-5	Have child 6-12	Have child 13-17	Have child 18+	18-34 years	35-54 years	55+ years	Disability	ATSI	Kununurra: Town	Kununurra: Lakeside	Kununurra: Other	Wyndham
71	73	69	68	75	66	77	81	78	68	70	74	69	64	72	77	69	75	41

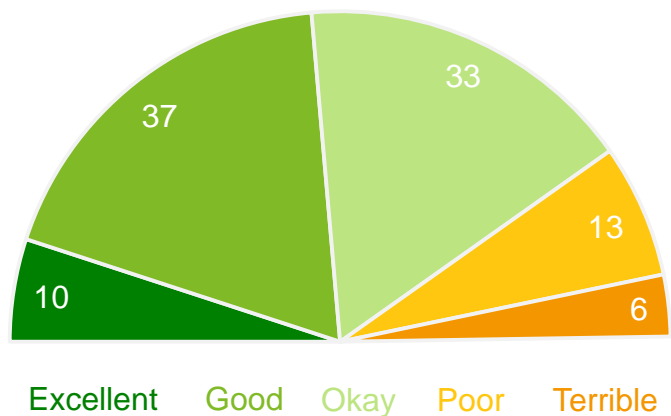
Q. How would you rate performance in the following areas?

Base: All respondents, excludes 'unsure' and 'no response' (n = 360).

# Festivals, events and cultural activities

## Performance ratings

% of respondents



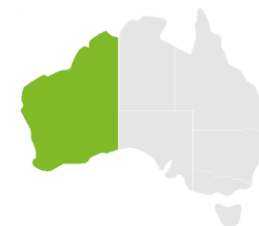
## Trend Analysis

Performance Index Score



## MARKYT Industry Standards

Performance Index Score



Shire of Wyndham - East Kimberley	58
Industry High	78
Industry Standard	65

## Variances across the community

Performance Index Score

Total	Home owner	Renting/other	Male	Female	No children	Have child 0-5	Have child 6-12	Have child 13-17	Have child 18+	18-34 years	35-54 years	55+ years	Disability	ATSI	Kununurra: Town	Kununurra: Lakeside	Kununurra: Other	Wyndham
58	58	59	57	60	56	64	62	62	52	60	58	56	57	54	62	61	59	33

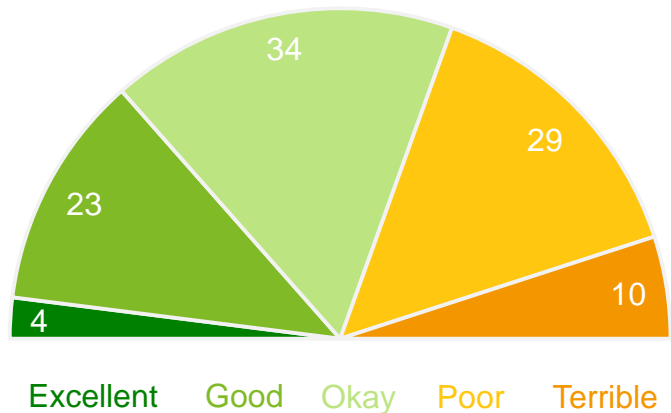
Q. How would you rate performance in the following areas?

Base: All respondents, excludes 'unsure' and 'no response' (n = 377).

# How local history and heritage is preserved and promoted

## Performance ratings

% of respondents



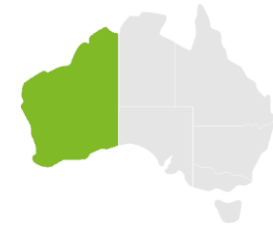
## Trend Analysis

Performance Index Score



## MARKYT Industry Standards

Performance Index Score



Shire of Wyndham - East Kimberley	46
Industry High	79
Industry Standard	61

## Variances across the community

Performance Index Score

Total	Home owner	Renting/other	Male	Female	No children	Have child 0-5	Have child 6-12	Have child 13-17	Have child 18+	18-34 years	35-54 years	55+ years	Disability	ATSI	Kununurra: Town	Kununurra: Lakeside	Kununurra: Other	Wyndham
46	44	49	44	48	46	46	50	46	39	47	44	46	36	43	48	49	46	29

Q. How would you rate performance in the following areas?

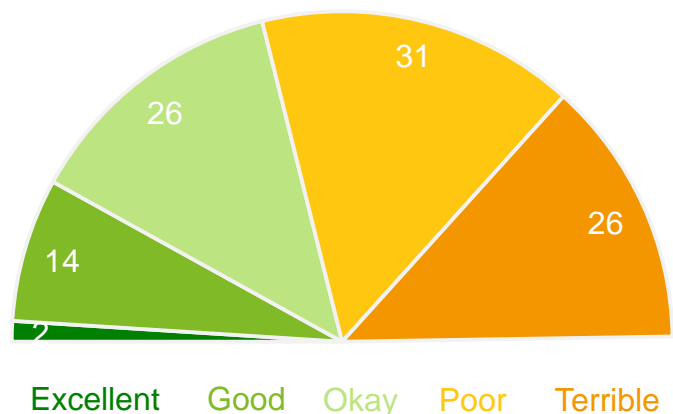
Base: All respondents, excludes 'unsure' and 'no response' (n = 357).



# Multiculturalism and racial harmony

## Performance ratings

% of respondents



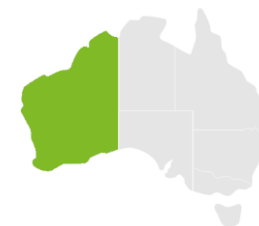
## Trend Analysis

Performance Index Score



## MARKYT Industry Standards

Performance Index Score



Shire of Wyndham - East Kimberley	34
Industry High	66
Industry Standard	56

## Variances across the community

Performance Index Score

Total	Home owner	Renting/other	Male	Female	No children	Have child 0-5	Have child 6-12	Have child 13-17	Have child 18+	18-34 years	35-54 years	55+ years	Disability	ATSI	Kununurra: Town	Kununurra: Lakeside	Kununurra: Other	Wyndham
34	31	38	32	36	35	36	30	33	20	39	31	30	31	34	32	43	27	34

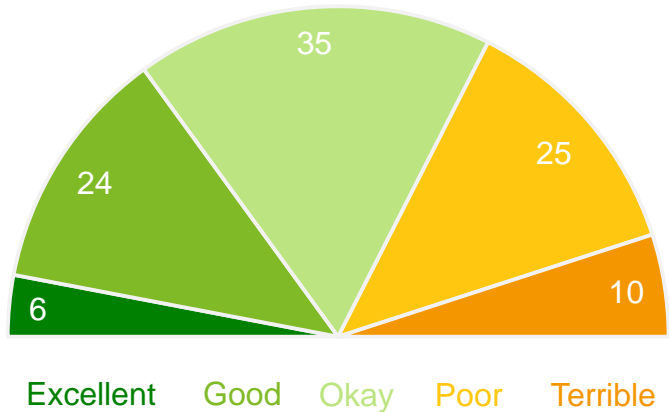
Q. How would you rate performance in the following areas?

Base: All respondents, excludes 'unsure' and 'no response' (n = 366).

# Access to health and community services

## Performance ratings

% of respondents



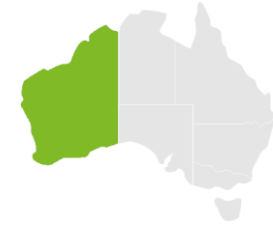
## Trend Analysis

Performance Index Score



## MARKYT Industry Standards

Performance Index Score



Shire of Wyndham - East Kimberley	48
Industry High	69
Industry Standard	57

## Variances across the community

Performance Index Score

Total	Home owner	Renting/other	Male	Female	No children	Have child 0-5	Have child 6-12	Have child 13-17	Have child 18+	18-34 years	35-54 years	55+ years	Disability	ATSI	Kununurra: Town	Kununurra: Lakeside	Kununurra: Other	Wyndham
48	49	47	47	48	49	49	47	51	43	49	47	48	28	49	52	50	43	39

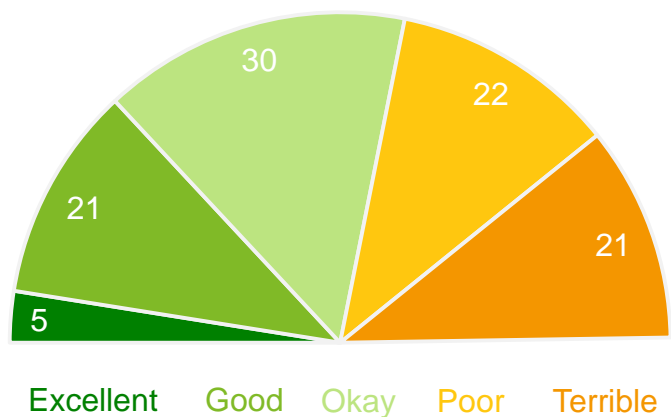
Q. How would you rate performance in the following areas?

Base: All respondents, excludes 'unsure' and 'no response' (n = 378).

# Animal Control

## Performance ratings

% of respondents



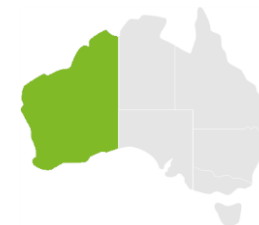
## Trend Analysis

Performance Index Score



## MARKYT Industry Standards

Performance Index Score



Shire of Wyndham - East Kimberley	42
Industry High	69
Industry Standard	55

## Variances across the community

Performance Index Score

Total	Home owner	Renting/other	Male	Female	No children	Have child 0-5	Have child 6-12	Have child 13-17	Have child 18+	18-34 years	35-54 years	55+ years	Disability	ATSI	Kununurra: Town	Kununurra: Lakeside	Kununurra: Other	Wyndham
42	42	41	38	46	39	46	46	53	45	43	42	41	39	48	47	38	44	32

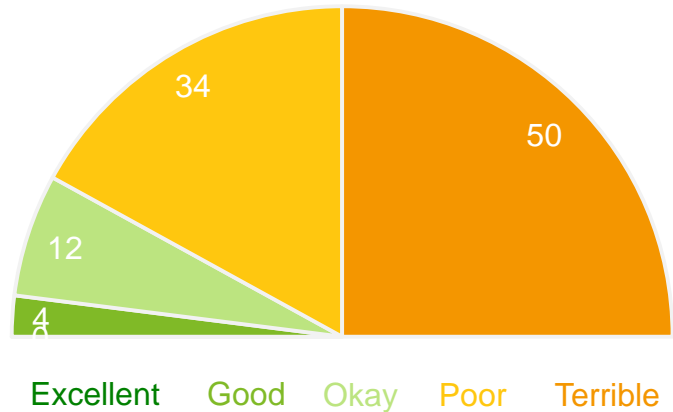
Q. How would you rate performance in the following areas?

Base: All respondents, excludes 'unsure' and 'no response' (n = 378).

# Safety and security

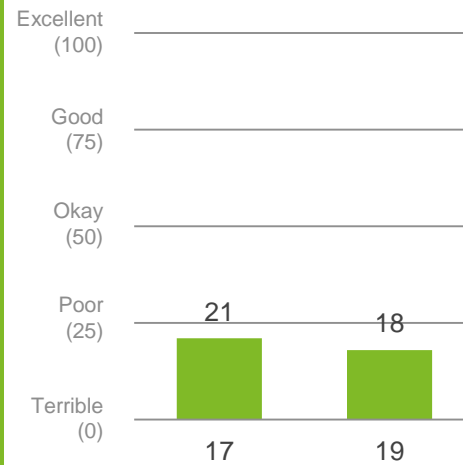
## Performance ratings

% of respondents



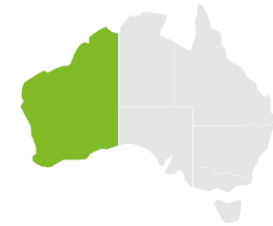
## Trend Analysis

Performance Index Score



## MARKYT Industry Standards

Performance Index Score



Shire of Wyndham - East Kimberley	18
Industry High	75
Industry Standard	55

## Variances across the community

Performance Index Score

Total	Home owner	Renting/other	Male	Female	No children	Have child 0-5	Have child 6-12	Have child 13-17	Have child 18+	18-34 years	35-54 years	55+ years	Disability	ATSI	Kununurra: Town	Kununurra: Lakeside	Kununurra: Other	Wyndham
18	19	17	15	21	16	20	18	23	18	16	18	21	8	15	16	19	17	24

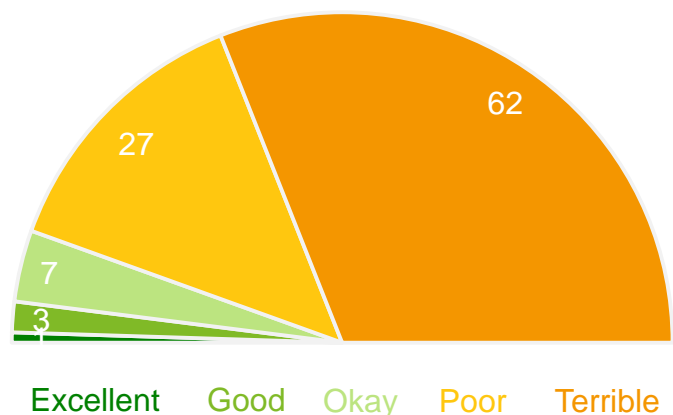
Q. How would you rate performance in the following areas?

Base: All respondents, excludes 'unsure' and 'no response' (n = 383).

# Control of graffiti, vandalism and antisocial behaviour

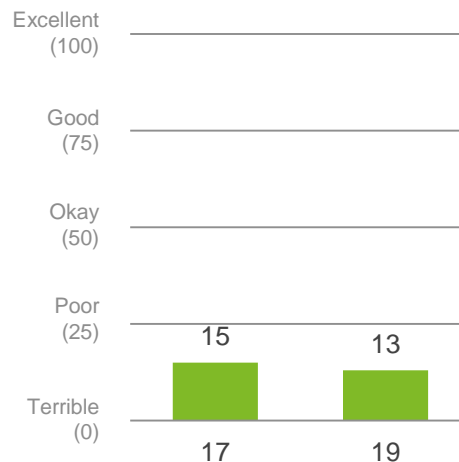
## Performance ratings

% of respondents



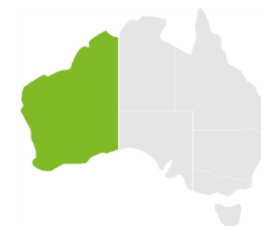
## Trend Analysis

Performance Index Score



## MARKYT Industry Standards

Performance Index Score



Shire of Wyndham - East Kimberley	13
Industry High	66
Industry Standard	49

## Variances across the community

Performance Index Score

Total	Home owner	Renting/other	Male	Female	No children	Have child 0-5	Have child 6-12	Have child 13-17	Have child 18+	18-34 years	35-54 years	55+ years	Disability	ATSI	Kununurra: Town	Kununurra: Lakeside	Kununurra: Other	Wyndham
13	13	13	8	17	12	14	12	14	13	11	13	15	6	7	13	13	11	19

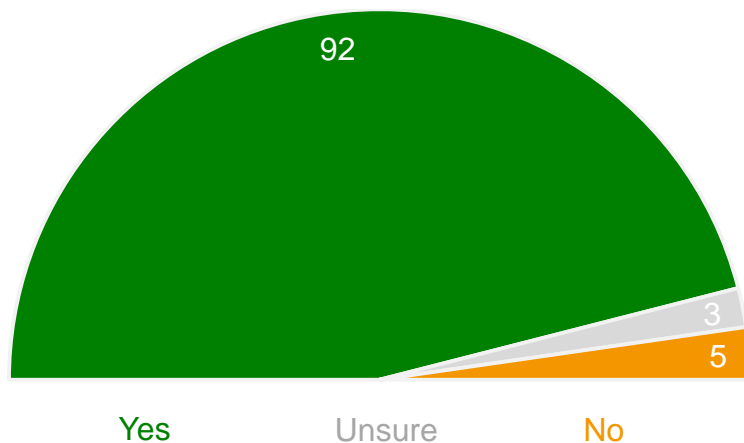
Q. How would you rate performance in the following areas?

Base: All respondents, excludes 'unsure' and 'no response' (n = 385).

# Community Support | Banned Drinks Register trial

## Would you support a trial of a Banned Drinkers Register similar to that used in the Pilbara and NT?

% of respondents



92% of respondents support a trial of a Banned Drinkers Register.

While support is high across the community, it is highest among families with school-aged children and those in other parts of Kununurra.

Support appears lowest among people aged over 55 years and residents in Wyndham.

## Variances across the community

% yes

Total	Home owner	Renting/other	Male	Female	No children	Have child 0-5	Have child 6-12	Have child 13-17	Have child 18+	18-34 years	35-54 years	55+ years	Disability	ATSI	Kununurra: Town	Kununurra: Lakeside	Kununurra: Other	Wyndham
92	93	91	91	93	91	92	98	98	93	93	95	86	92	88	89	96	97	80

Q. Would you support a trial of a Banned Drinkers Register similar to that used in the Pilbara and Northern Territory?

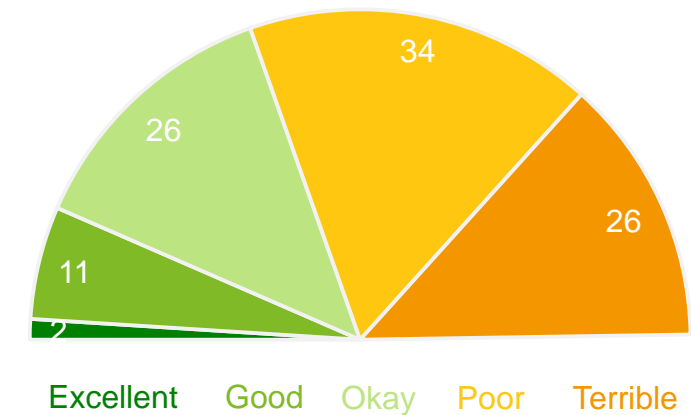
Base: All respondents, excludes 'no response' (n = 382).

# Economic Development

# Economic development (what the Shire is doing to attract investors, attract and retain businesses, grow tourism and create more job opportunities)

## Performance ratings

% of respondents



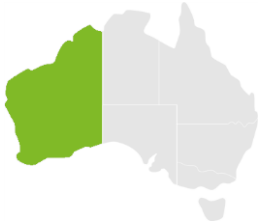
## Trend Analysis

Performance Index Score



## MARKYT Industry Standards

Performance Index Score



Shire of Wyndham - East Kimberley	32
Industry High	63
Industry Standard	44

## Variances across the community

Performance Index Score

Total	Home owner	Renting/other	Male	Female	No children	Have child 0-5	Have child 6-12	Have child 13-17	Have child 18+	18-34 years	35-54 years	55+ years	Disability	ATSI	Kununurra: Town	Kununurra: Lakeside	Kununurra: Other	Wyndham
32	30	34	29	35	33	32	33	36	30	31	33	32	29	28	32	35	33	16

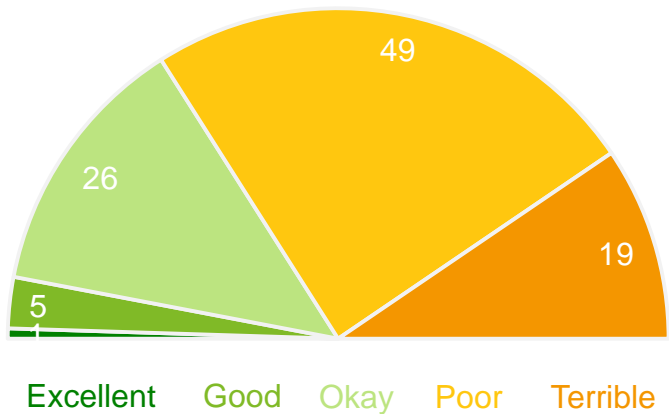
Q. How would you rate performance in the following areas?  
 Base: All respondents, excludes 'unsure' and 'no response' (n = 328).



# How Kununurra town centre is being developed

## Performance ratings

% of respondents



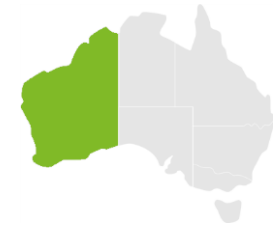
## Trend Analysis

Performance Index Score



## MARKYT Industry Standards

Performance Index Score



Shire of Wyndham - East Kimberley	30
Industry High	69
Industry Standard	52

## Variances across the community

Performance Index Score

Total	Home owner	Renting/other	Male	Female	No children	Have child 0-5	Have child 6-12	Have child 13-17	Have child 18+	18-34 years	35-54 years	55+ years	Disability	ATSI	Kununurra: Town	Kununurra: Lakeside	Kununurra: Other	Wyndham
30	28	33	28	32	31	31	29	28	25	32	28	32	30	30	29	33	26	45

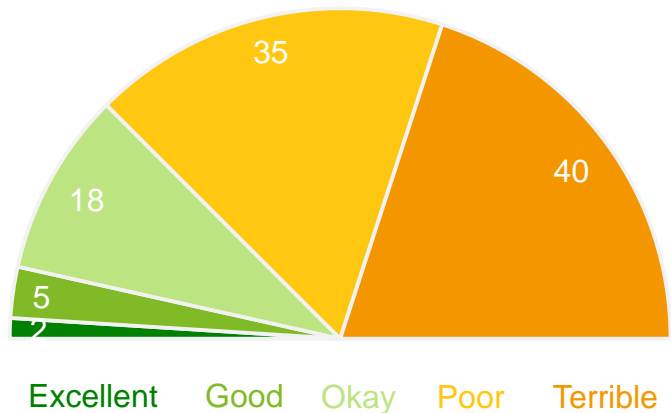
Q. How would you rate performance in the following areas?

Base: All respondents, excludes 'unsure' and 'no response' (n = 367).

# How Wyndham is being developed

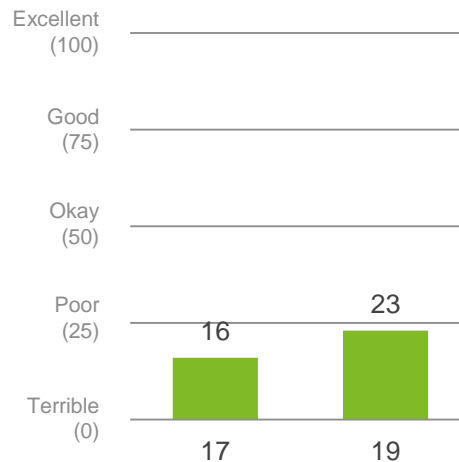
## Performance ratings

% of respondents



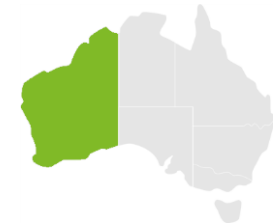
## Trend Analysis

Performance Index Score



## MARKYT Industry Standards

Performance Index Score



Shire of Wyndham - East Kimberley	23
Industry High	69
Industry Standard	52

## Variances across the community

Performance Index Score

Total	Home owner	Renting/other	Male	Female	No children	Have child 0-5	Have child 6-12	Have child 13-17	Have child 18+	18-34 years	35-54 years	55+ years	Disability	ATSI	Kununurra: Town	Kununurra: Lakeside	Kununurra: Other	Wyndham
23	22	25	23	25	20	31	29	31	20	29	19	23	24	34	30	23	22	11

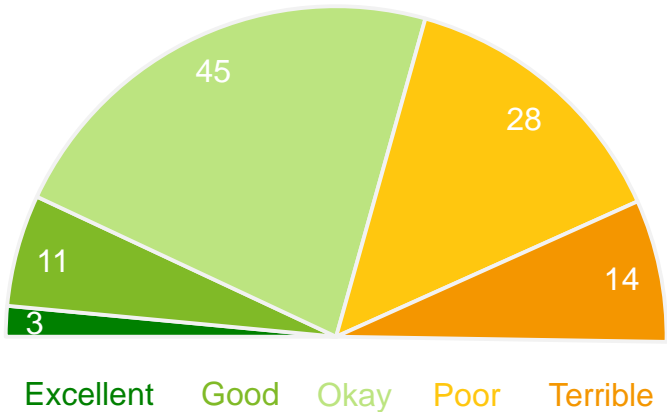
Q. How would you rate performance in the following areas?

Base: All respondents, excludes 'unsure' and 'no response' (n = 279).

# Access to goods and services

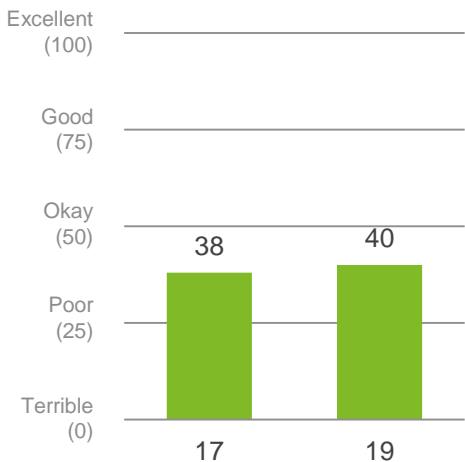
## Performance ratings

% of respondents



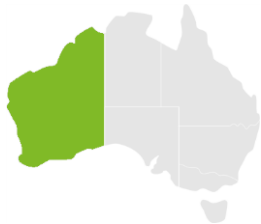
## Trend Analysis

Performance Index Score



## MARKYT Industry Standards

Performance Index Score



Shire of Wyndham - East Kimberley	40
Industry High	61
Industry Standard	51

## Variances across the community

Performance Index Score

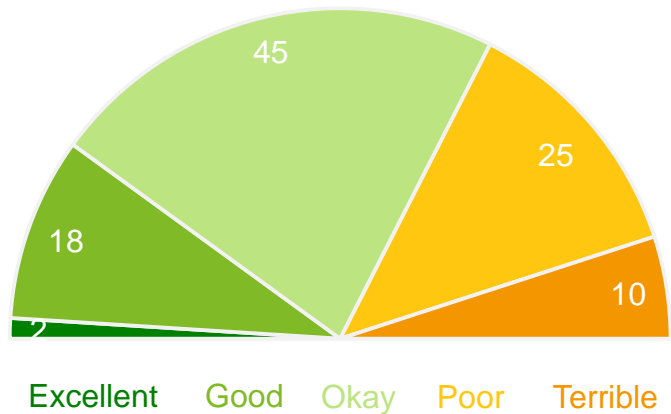
Total	Home owner	Renting/other	Male	Female	No children	Have child 0-5	Have child 6-12	Have child 13-17	Have child 18+	18-34 years	35-54 years	55+ years	Disability	ATSI	Kununurra: Town	Kununurra: Lakeside	Kununurra: Other	Wyndham
40	41	40	37	44	39	45	44	46	32	40	41	39	31	36	41	45	39	21

Q. How would you rate performance in the following areas?  
 Base: All respondents, excludes 'unsure' and 'no response' (n = 377).

# Access to education and training opportunities

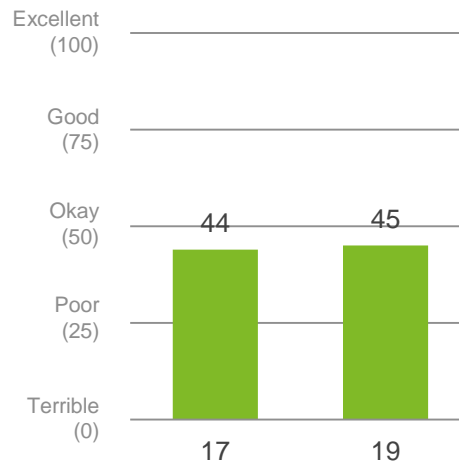
## Performance ratings

% of respondents



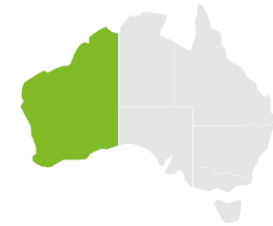
## Trend Analysis

Performance Index Score



## MARKYT Industry Standards

Performance Index Score



Shire of Wyndham - East Kimberley	45
Industry High	63
Industry Standard	50

## Variances across the community

Performance Index Score

Total	Home owner	Renting/other	Male	Female	No children	Have child 0-5	Have child 6-12	Have child 13-17	Have child 18+	18-34 years	35-54 years	55+ years	Disability	ATSI	Kununurra: Town	Kununurra: Lakeside	Kununurra: Other	Wyndham
45	44	45	44	45	45	44	48	47	41	44	45	45	34	40	48	48	43	25

Q. How would you rate performance in the following areas?

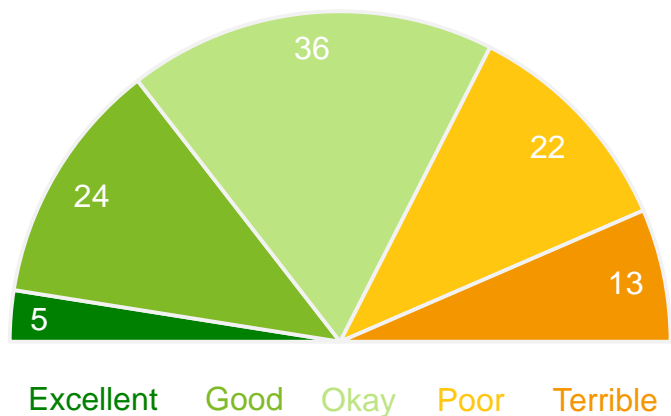
Base: All respondents, excludes 'unsure' and 'no response' (n = 359).

# Built Environment

# The area's character and identity

## Performance ratings

% of respondents



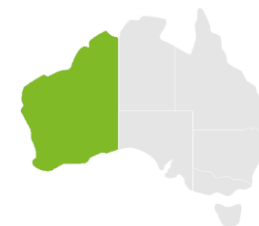
## Trend Analysis

Performance Index Score



## MARKYT Industry Standards

Performance Index Score



Shire of Wyndham - East Kimberley	47
Industry High	85
Industry Standard	60

## Variances across the community

Performance Index Score

Total	Home owner	Renting/other	Male	Female	No children	Have child 0-5	Have child 6-12	Have child 13-17	Have child 18+	18-34 years	35-54 years	55+ years	Disability	ATSI	Kununurra: Town	Kununurra: Lakeside	Kununurra: Other	Wyndham
47	45	48	45	48	45	51	51	51	40	49	45	45	43	46	48	53	42	35

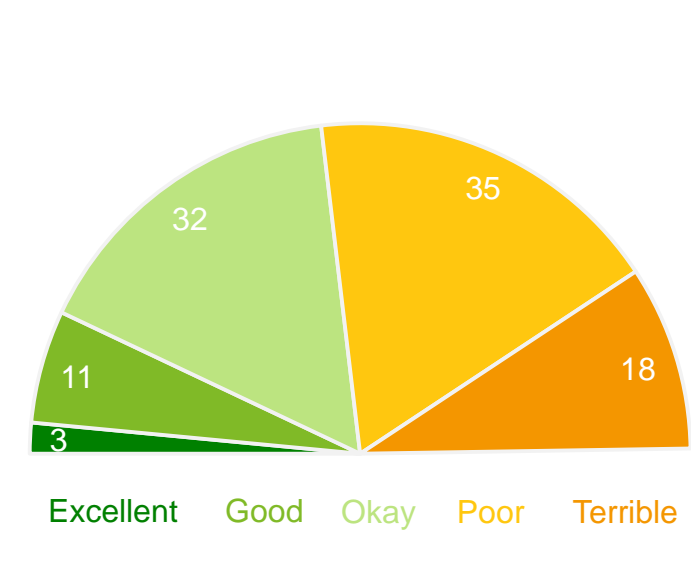
Q. How would you rate performance in the following areas?

Base: All respondents, excludes 'unsure' and 'no response' (n = 379).

# Planning and building approvals

## Performance ratings

% of respondents



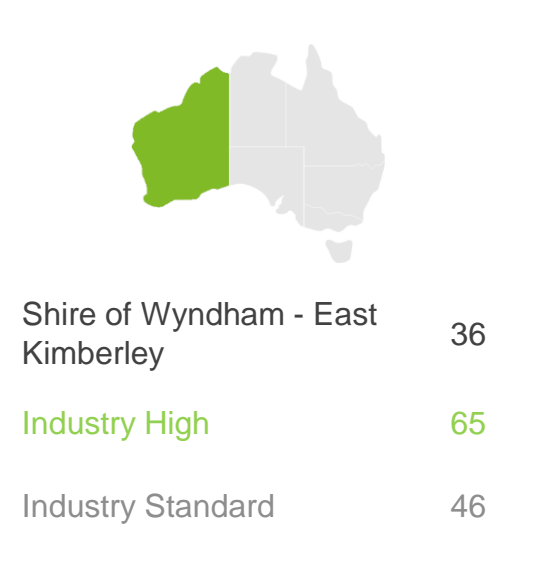
## Trend Analysis

Performance Index Score



## MARKYT Industry Standards

Performance Index Score



## Variances across the community

Performance Index Score

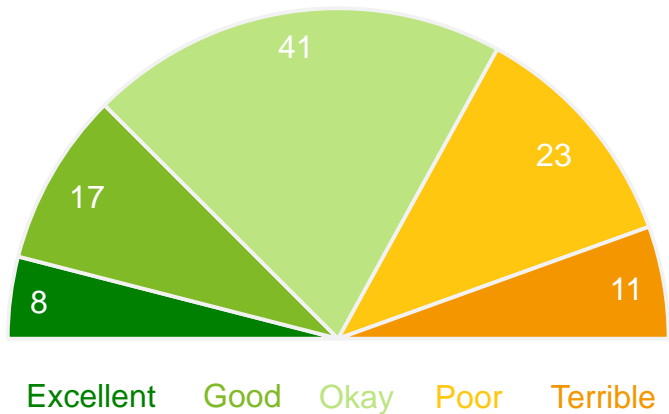
Total	Home owner	Renting/other	Male	Female	No children	Have child 0-5	Have child 6-12	Have child 13-17	Have child 18+	18-34 years	35-54 years	55+ years	Disability	ATSI	Kununurra: Town	Kununurra: Lakeside	Kununurra: Other	Wyndham
36	36	38	36	37	39	34	34	37	32	35	36	40	25	28	35	42	38	26

Q. How would you rate performance in the following areas?  
 Base: All respondents, excludes 'unsure' and 'no response' (n = 284).

# Access to housing that meets your needs

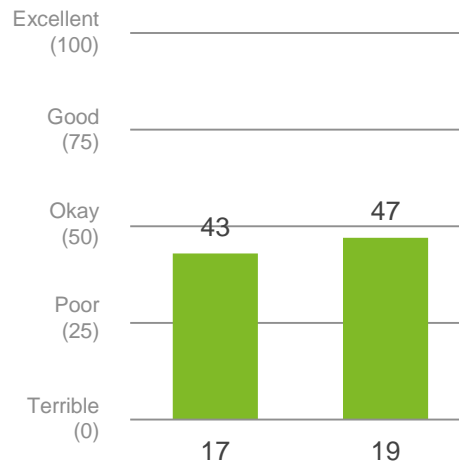
## Performance ratings

% of respondents



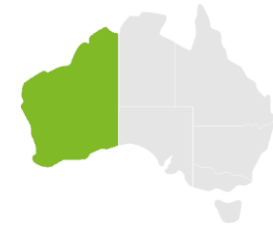
## Trend Analysis

Performance Index Score



## MARKYT Industry Standards

Performance Index Score



Shire of Wyndham - East Kimberley	47
Industry High	68
Industry Standard	60

## Variances across the community

Performance Index Score

Total	Home owner	Renting/other	Male	Female	No children	Have child 0-5	Have child 6-12	Have child 13-17	Have child 18+	18-34 years	35-54 years	55+ years	Disability	ATSI	Kununurra: Town	Kununurra: Lakeside	Kununurra: Other	Wyndham
47	49	45	49	46	46	48	51	58	43	46	48	47	36	46	51	50	44	31

Q. How would you rate performance in the following areas?

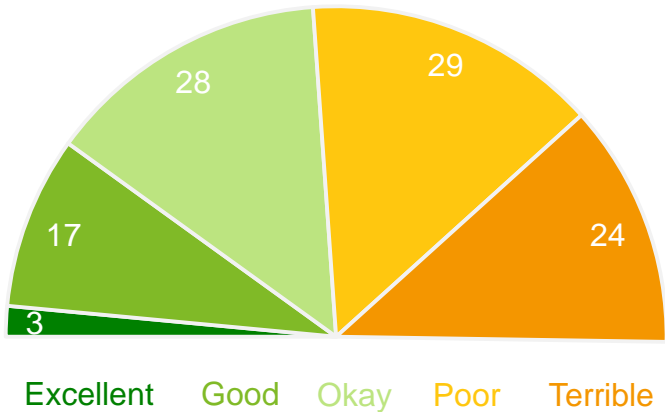
Base: All respondents, excludes 'unsure' and 'no response' (n = 318).



# Maintenance of sealed roads

## Performance ratings

% of respondents



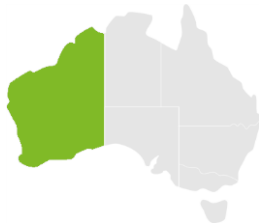
## Trend Analysis

Performance Index Score



## MARKYT Industry Standards

Performance Index Score



Shire of Wyndham - East Kimberley	37
Industry High	51
Industry Standard	43

## Variances across the community

Performance Index Score

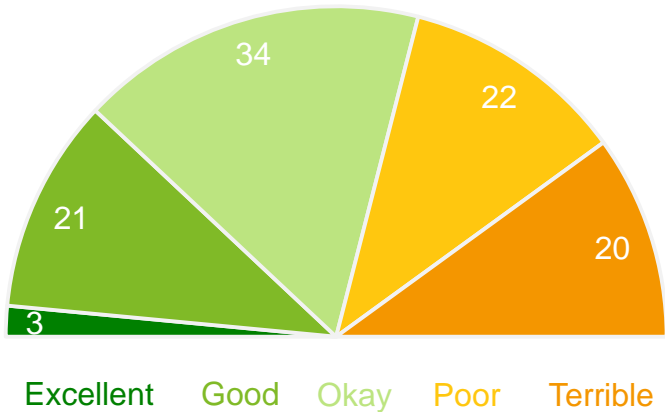
Total	Home owner	Renting/other	Male	Female	No children	Have child 0-5	Have child 6-12	Have child 13-17	Have child 18+	18-34 years	35-54 years	55+ years	Disability	ATSI	Kununurra: Town	Kununurra: Lakeside	Kununurra: Other	Wyndham
37	35	39	33	41	37	38	41	45	37	36	39	35	33	32	39	39	32	31

Q. How would you rate performance in the following areas?  
 Base: All respondents, excludes 'unsure' and 'no response' (n = 383).

# Maintenance of unsealed roads

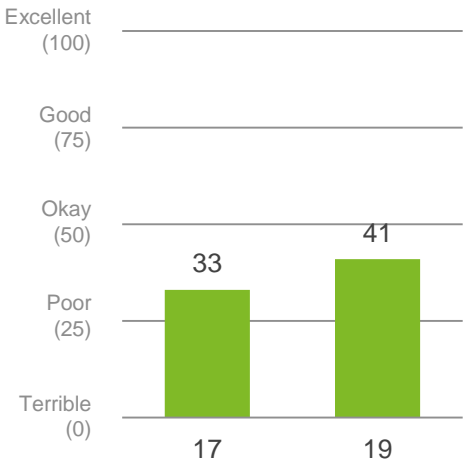
## Performance ratings

% of respondents



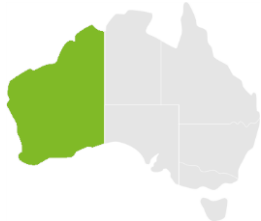
## Trend Analysis

Performance Index Score



## MARKYT Industry Standards

Performance Index Score



Shire of Wyndham - East Kimberley	41
Industry High	41
Industry Standard	40

## Variances across the community

Performance Index Score

Total	Home owner	Renting/other	Male	Female	No children	Have child 0-5	Have child 6-12	Have child 13-17	Have child 18+	18-34 years	35-54 years	55+ years	Disability	ATSI	Kununurra: Town	Kununurra: Lakeside	Kununurra: Other	Wyndham
41	39	44	37	46	40	49	46	47	35	42	43	37	33	33	41	50	39	27

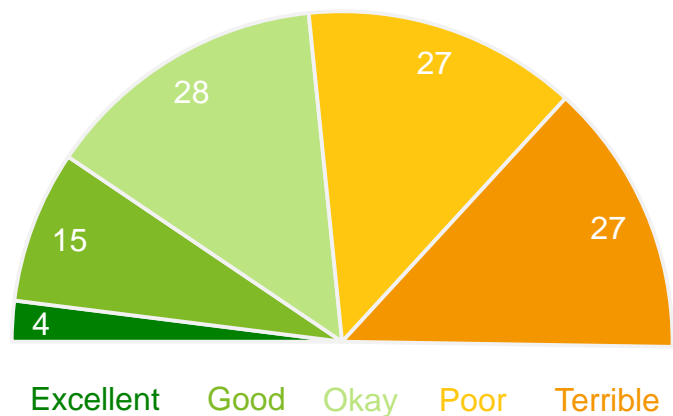
Q. How would you rate performance in the following areas?

Base: All respondents, excludes 'unsure' and 'no response' (n = 365).

# Parking management

## Performance ratings

% of respondents



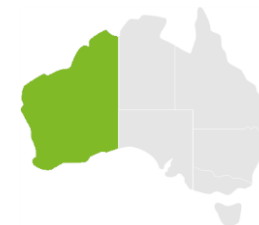
## Trend Analysis

Performance Index Score



## MARKYT Industry Standards

Performance Index Score



Shire of Wyndham - East Kimberley	36
Industry High	64
Industry Standard	50

## Variances across the community

Performance Index Score

Total	Home owner	Renting/other	Male	Female	No children	Have child 0-5	Have child 6-12	Have child 13-17	Have child 18+	18-34 years	35-54 years	55+ years	Disability	ATSI	Kununurra: Town	Kununurra: Lakeside	Kununurra: Other	Wyndham
36	36	36	35	37	39	34	35	40	32	37	33	38	29	34	38	37	32	36

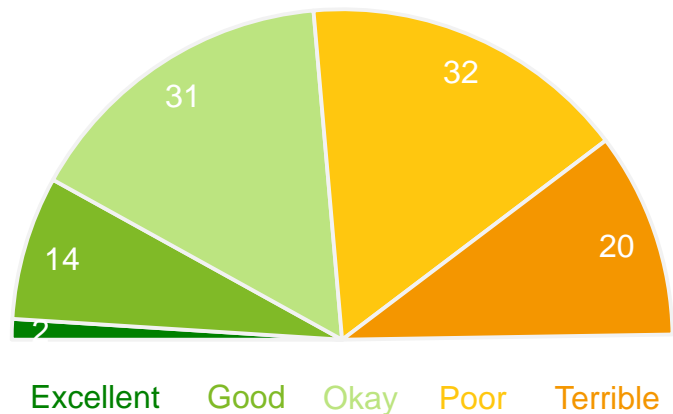
Q. How would you rate performance in the following areas?

Base: All respondents, excludes 'unsure' and 'no response' (n = 372).

# Footpaths, cycleways and trails

## Performance ratings

% of respondents



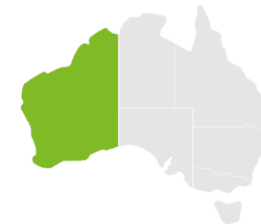
## Trend Analysis

Performance Index Score



## MARKYT Industry Standards

Performance Index Score



Shire of Wyndham - East Kimberley	37
Industry High	71
Industry Standard	54

## Variances across the community

Performance Index Score

Total	Home owner	Renting/other	Male	Female	No children	Have child 0-5	Have child 6-12	Have child 13-17	Have child 18+	18-34 years	35-54 years	55+ years	Disability	ATSI	Kununurra: Town	Kununurra: Lakeside	Kununurra: Other	Wyndham
37	35	39	34	39	40	32	31	34	40	36	35	40	29	29	34	41	36	31

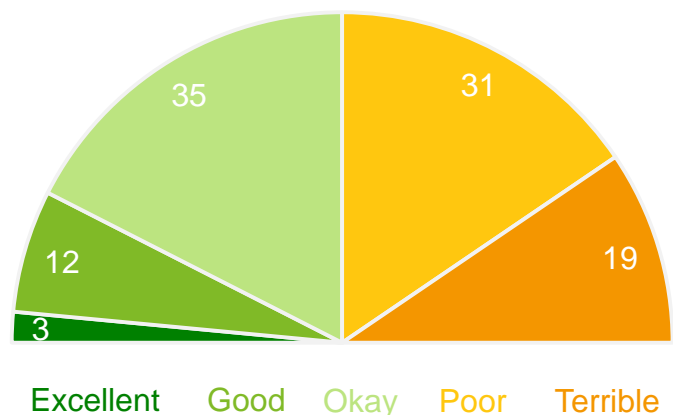
Q. How would you rate performance in the following areas?

Base: All respondents, excludes 'unsure' and 'no response' (n = 377).

# Streetscapes

## Performance ratings

% of respondents



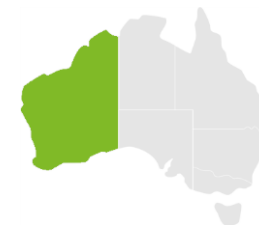
## Trend Analysis

Performance Index Score



## MARKYT Industry Standards

Performance Index Score



Shire of Wyndham - East Kimberley	37
Industry High	83
Industry Standard	56

## Variances across the community

Performance Index Score

Total	Home owner	Renting/other	Male	Female	No children	Have child 0-5	Have child 6-12	Have child 13-17	Have child 18+	18-34 years	35-54 years	55+ years	Disability	ATSI	Kununurra: Town	Kununurra: Lakeside	Kununurra: Other	Wyndham
37	34	42	33	42	39	36	32	41	34	36	36	39	30	30	37	41	38	26

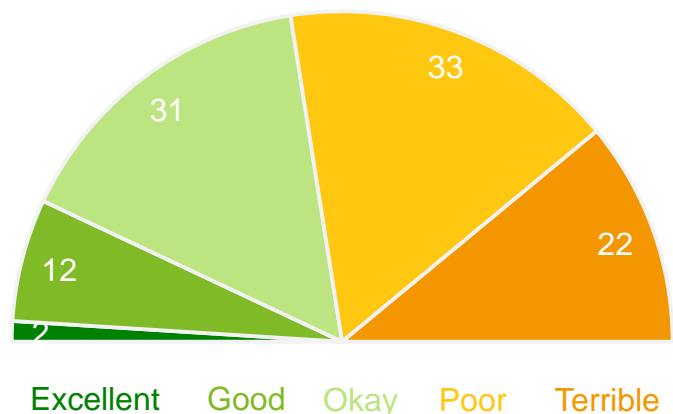
Q. How would you rate performance in the following areas?

Base: All respondents, excludes 'unsure' and 'no response' (n = 369).

# Lighting of streets and public places

## Performance ratings

% of respondents



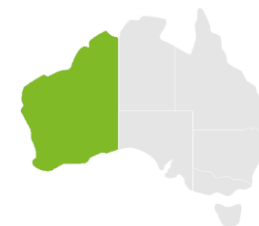
## Trend Analysis

Performance Index Score



## MARKYT Industry Standards

Performance Index Score



Shire of Wyndham - East Kimberley	35
Industry High	65
Industry Standard	56

## Variances across the community

Performance Index Score

Total	Home owner	Renting/other	Male	Female	No children	Have child 0-5	Have child 6-12	Have child 13-17	Have child 18+	18-34 years	35-54 years	55+ years	Disability	ATSI	Kununurra: Town	Kununurra: Lakeside	Kununurra: Other	Wyndham
35	35	34	30	39	35	32	40	37	26	31	35	40	27	32	34	35	37	31

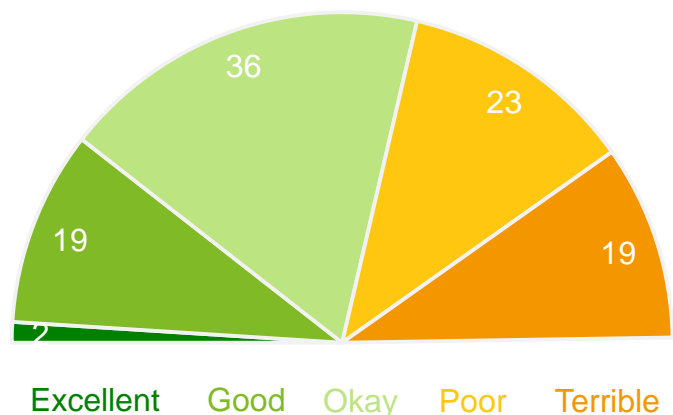
Q. How would you rate performance in the following areas?

Base: All respondents, excludes 'unsure' and 'no response' (n = 379).

# Storm water drainage

## Performance ratings

% of respondents



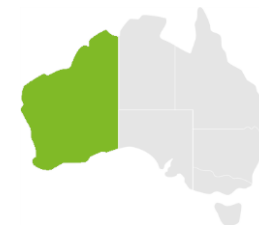
## Trend Analysis

Performance Index Score



## MARKYT Industry Standards

Performance Index Score



Shire of Wyndham - East Kimberley	41
Industry High	79
Industry Standard	53

## Variances across the community

Performance Index Score

Total	Home owner	Renting/other	Male	Female	No children	Have child 0-5	Have child 6-12	Have child 13-17	Have child 18+	18-34 years	35-54 years	55+ years	Disability	ATSI	Kununurra: Town	Kununurra: Lakeside	Kununurra: Other	Wyndham
41	39	44	39	44	41	43	40	42	34	47	39	34	24	30	41	50	36	29

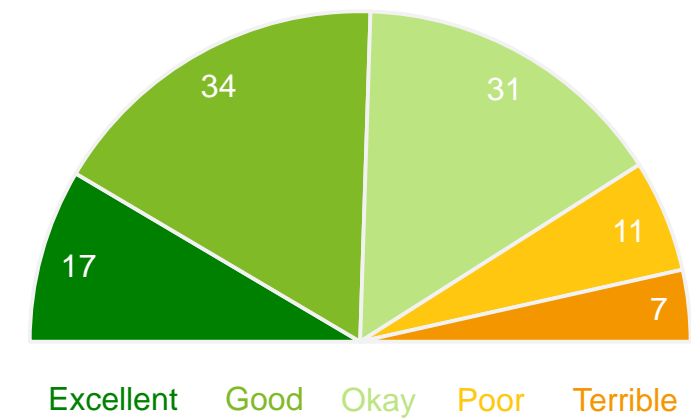
Q. How would you rate performance in the following areas?

Base: All respondents, excludes 'unsure' and 'no response' (n = 367).

# Boat ramps

## Performance ratings

% of respondents



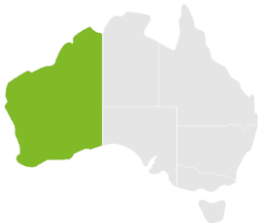
## Trend Analysis

Performance Index Score



## MARKYT Industry Standards

Performance Index Score



Shire of Wyndham - East Kimberley	60
Industry High	66
Industry Standard	63

## Variances across the community

Performance Index Score

Total	Home owner	Renting/other	Male	Female	No children	Have child 0-5	Have child 6-12	Have child 13-17	Have child 18+	18-34 years	35-54 years	55+ years	Disability	ATSI	Kununurra: Town	Kununurra: Lakeside	Kununurra: Other	Wyndham
60	59	63	61	61	58	66	60	67	58	64	63	51	57	58	64	64	60	41

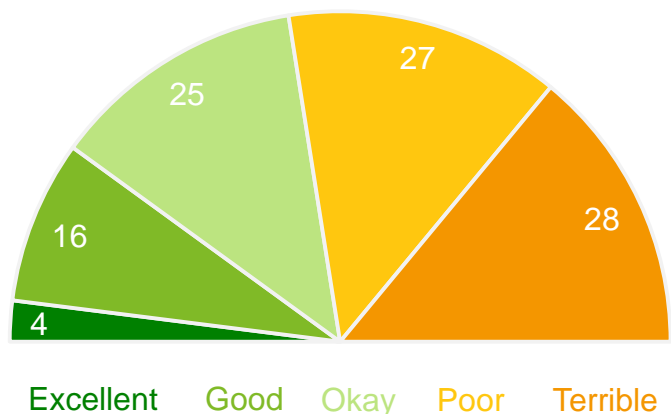
Q. How would you rate performance in the following areas?  
 Base: All respondents, excludes 'unsure' and 'no response' (n = 349).



# Access to telecommunications and internet services

## Performance ratings

% of respondents



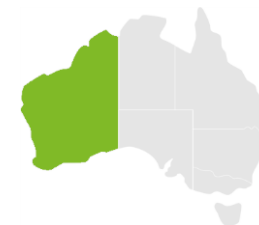
## Trend Analysis

Performance Index Score



## MARKYT Industry Standards

Performance Index Score



Shire of Wyndham - East Kimberley	35
Industry High	55
Industry Standard	45

## Variances across the community

Performance Index Score

Total	Home owner	Renting/other	Male	Female	No children	Have child 0-5	Have child 6-12	Have child 13-17	Have child 18+	18-34 years	35-54 years	55+ years	Disability	ATSI	Kununurra: Town	Kununurra: Lakeside	Kununurra: Other	Wyndham
35	31	41	37	35	34	45	36	31	24	40	33	32	30	36	43	41	22	26

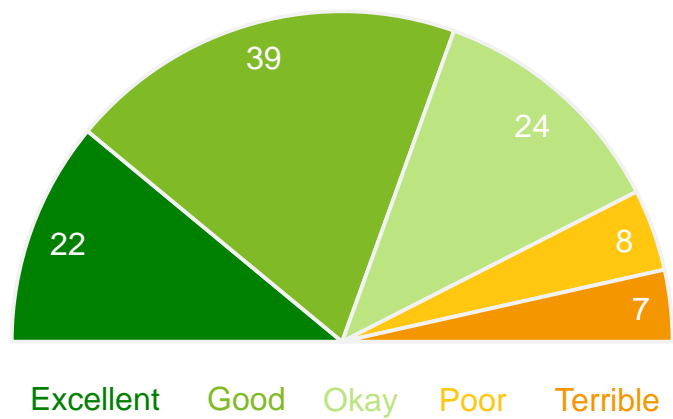
Q. How would you rate performance in the following areas?

Base: All respondents, excludes 'unsure' and 'no response' (n = 379).

# Airport facilities and services

## Performance ratings

% of respondents



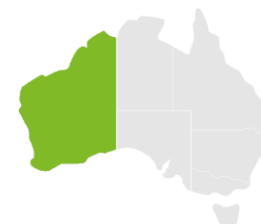
## Trend Analysis

Performance Index Score



## MARKYT Industry Standards

Performance Index Score



Shire of Wyndham - East Kimberley	65
Industry High	NA
Industry Standard	NA

## Variances across the community

Performance Index Score

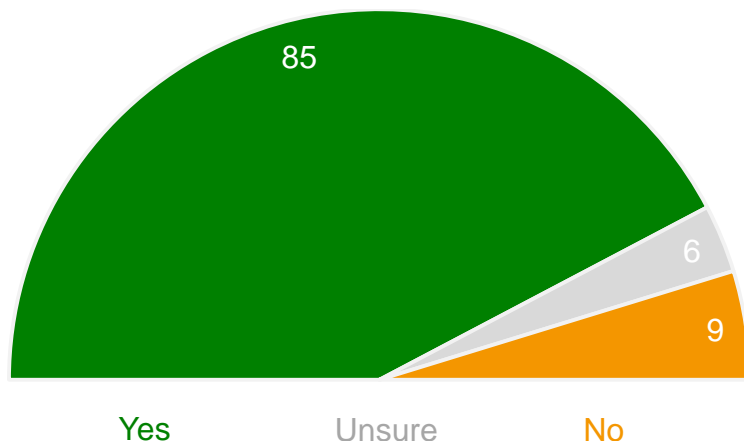
Total	Home owner	Renting/other	Male	Female	No children	Have child 0-5	Have child 6-12	Have child 13-17	Have child 18+	18-34 years	35-54 years	55+ years	Disability	ATSI	Kununurra: Town	Kununurra: Lakeside	Kununurra: Other	Wyndham
65	65	66	64	66	60	73	71	73	55	64	68	61	58	60	71	68	63	33

Q. How would you rate performance in the following areas?  
 Base: All respondents, excludes 'unsure' and 'no response' (n = 381).

# Community Support | extension to the EKRA runway

**Would you support an extension to the East Kimberley Regional Airport (EKRA) runway to improve market access and the region's economic prosperity?**

% of respondents



85% of the community would support an extension to the EKRA runway while 9% are against it.

Support is mostly strong across the community.

Wyndham residents are least likely to support the extension followed by people with a disability or impairment.

## Variances across the community

% yes

Total	Home owner	Renting/other	Male	Female	No children	Have child 0-5	Have child 6-12	Have child 13-17	Have child 18+	18-34 years	35-54 years	55+ years	Disability	ATSI	Kununurra: Town	Kununurra: Lakeside	Kununurra: Other	Wyndham
85	83	87	86	85	84	88	84	85	89	89	84	80	74	82	88	88	86	57

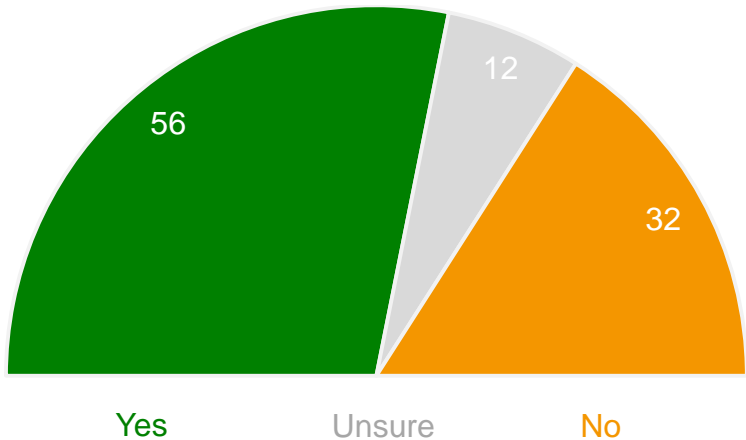
Q. Would you support an extension to the East Kimberley Regional Airport (EKRA) runway to improve market access and the region's economic prosperity?

Base: All respondents, excludes 'no response' (n = 383).

# Community Support | underwriting a trial of direct flights between Melbourne and the East Kimberley

Would you support an underwriting up to \$1 million from the Airport Reserve fund to support a trial of direct flights between Melbourne and the East Kimberley?

% of respondents



56% of respondents support underwriting the trial, while 32% do not support it and 12% are unsure.

Support varies across the community.

Renters, followed by families with teenage and young children and people aged 35-54 years show highest support for underwriting the trial.

Support is lowest among Wyndham residents, those aged over 55 years, Aboriginal or Torres Strait Islander people and home owners. It is also lower among people with a disability or impairment and those with no children living at home.

## Variances across the community

% yes

Total	Home owner	Renting/other	Male	Female	No children	Have child 0-5	Have child 6-12	Have child 13-17	Have child 18+	18-34 years	35-54 years	55+ years	Disability	ATSI	Kununurra: Town	Kununurra: Lakeside	Kununurra: Other	Wyndham
56	46	70	53	60	51	63	58	65	59	59	62	43	47	45	57	57	59	40

Q. Would you support an underwriting up to \$1 million from the Airport Reserve fund to support a trial of direct flights between Melbourne and the East Kimberley?

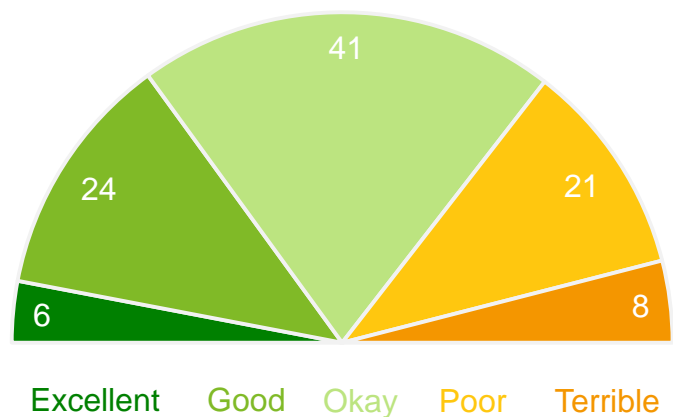
Base: All respondents, excludes 'no response' (n = 384).

# Natural Environment

# Conservation and environmental management

## Performance ratings

% of respondents



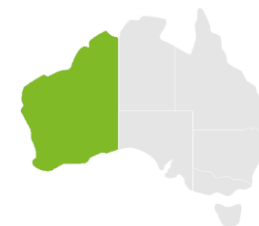
## Trend Analysis

Performance Index Score



## MARKYT Industry Standards

Performance Index Score



Shire of Wyndham - East Kimberley	50
Industry High	76
Industry Standard	58

## Variances across the community

Performance Index Score

Total	Home owner	Renting/other	Male	Female	No children	Have child 0-5	Have child 6-12	Have child 13-17	Have child 18+	18-34 years	35-54 years	55+ years	Disability	ATSI	Kununurra: Town	Kununurra: Lakeside	Kununurra: Other	Wyndham
50	46	54	47	52	49	54	49	55	41	53	50	44	35	52	53	56	46	30

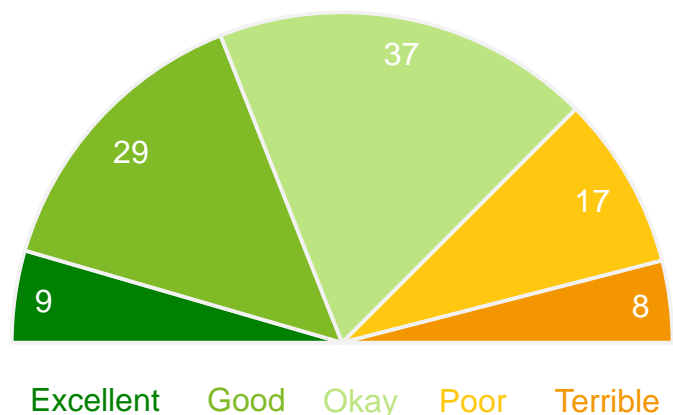
Q. How would you rate performance in the following areas?

Base: All respondents, excludes 'unsure' and 'no response' (n = 341).

# Management and availability of water resources

## Performance ratings

% of respondents



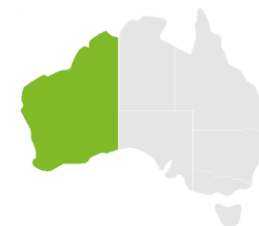
## Trend Analysis

Performance Index Score



## MARKYT Industry Standards

Performance Index Score



Shire of Wyndham - East Kimberley	53
Industry High	NA
Industry Standard	NA

## Variances across the community

Performance Index Score

Total	Home owner	Renting/other	Male	Female	No children	Have child 0-5	Have child 6-12	Have child 13-17	Have child 18+	18-34 years	35-54 years	55+ years	Disability	ATSI	Kununurra: Town	Kununurra: Lakeside	Kununurra: Other	Wyndham
53	50	57	52	55	50	64	56	55	44	62	51	45	46	57	58	57	51	33

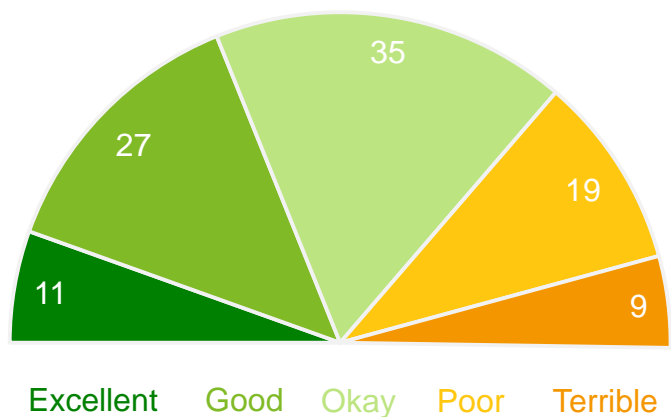
Q. How would you rate performance in the following areas?

Base: All respondents, excludes 'unsure' and 'no response' (n = 351).

# Waste collection services

## Performance ratings

% of respondents



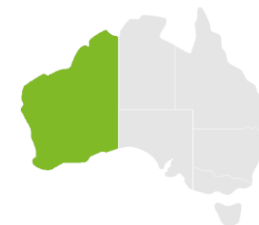
## Trend Analysis

Performance Index Score



## MARKYT Industry Standards

Performance Index Score



Shire of Wyndham - East Kimberley	53
Industry High	85
Industry Standard	71

## Variances across the community

Performance Index Score

Total	Home owner	Renting/other	Male	Female	No children	Have child 0-5	Have child 6-12	Have child 13-17	Have child 18+	18-34 years	35-54 years	55+ years	Disability	ATSI	Kununurra: Town	Kununurra: Lakeside	Kununurra: Other	Wyndham
53	50	56	52	54	54	54	53	55	50	53	55	51	51	48	54	57	53	34

Q. How would you rate performance in the following areas?

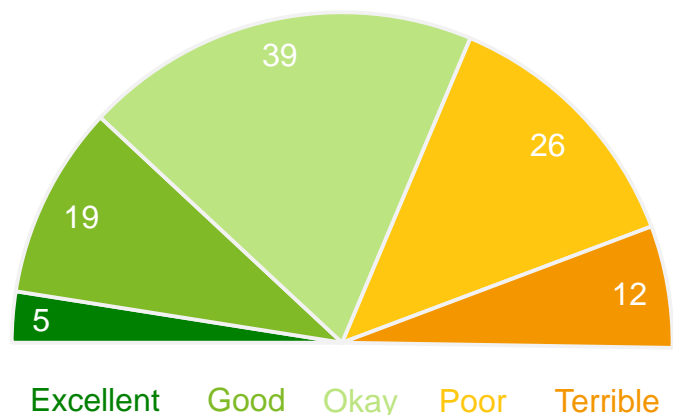
Base: All respondents, excludes 'unsure' and 'no response' (n = 379).



# Natural disaster education, prevention and relief (for cyclones, bushfires, flooding, etc)

## Performance ratings

% of respondents



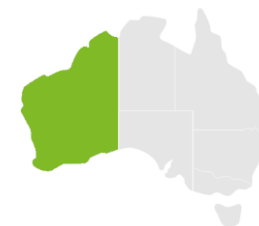
## Trend Analysis

Performance Index Score



## MARKYT Industry Standards

Performance Index Score



Shire of Wyndham - East Kimberley	45
Industry High	63
Industry Standard	54

## Variances across the community

Performance Index Score

Total	Home owner	Renting/other	Male	Female	No children	Have child 0-5	Have child 6-12	Have child 13-17	Have child 18+	18-34 years	35-54 years	55+ years	Disability	ATSI	Kununurra: Town	Kununurra: Lakeside	Kununurra: Other	Wyndham
45	43	46	42	47	44	48	46	48	42	45	44	45	43	44	48	45	45	28

Q. How would you rate performance in the following areas?

Base: All respondents, excludes 'unsure' and 'no response' (n = 345).

# Overview of Community Variances

# Summary of community variances

Overall performance, Leadership and communication, Community development

	Total	Home owner	Renting / other	Male	Female	No children	Have child 0-5	Have child 6-12	Have child 13-17	Have child 18+	18-34 years	35-54 years	55+ years	Disability	ATSI	Kununurra: Town	Kununurra: Lakeside	Kununurra: Other	Wyndham
Place to live	60	61	59	57	64	56	65	63	70	59	59	63	58	56	58	58	65	59	55
Governing organisation	41	39	43	37	45	40	44	43	47	41	40	41	41	39	38	40	47	39	28
Value for money from rates	25	22	30	23	27	24	26	26	34	30	25	24	25	24	26	24	24	27	21
Leadership	39	37	41	37	42	38	42	40	47	43	37	41	39	34	35	35	46	40	28
Advocacy & lobbying	36	36	36	34	38	36	35	34	43	36	35	36	36	28	34	33	43	38	21
Transparency	34	33	35	33	36	33	36	34	40	39	32	36	34	27	27	32	39	34	28
Consultation	35	34	35	33	36	34	36	37	43	39	33	37	34	29	31	32	39	37	24
Informing the community	39	37	40	38	40	39	39	37	45	38	38	39	37	34	33	36	44	39	30
Website	51	48	53	46	55	54	52	48	42	43	48	53	51	40	41	49	54	51	41
Customer service	53	54	53	50	58	51	61	55	58	48	55	53	52	52	50	53	58	51	49
Youth services	32	35	28	30	33	31	35	33	34	29	32	28	37	21	26	31	29	34	38
Seniors services	42	42	42	41	42	38	47	44	49	44	43	43	37	28	38	45	41	44	26
Disability access	37	37	37	36	38	34	41	41	44	34	36	37	38	18	35	41	35	39	26
Childcare	32	35	28	31	32	34	27	33	36	31	25	34	40	19	25	31	28	38	30
Community groups	43	43	43	40	47	42	43	47	49	46	39	45	45	28	43	43	44	46	30
Community grants	45	45	45	43	48	43	49	55	56	40	43	49	43	41	40	46	47	47	28
Buildings, halls & toilets	39	37	40	39	39	40	39	43	37	37	38	38	42	31	35	40	42	38	24
Sport & recreation	51	51	50	51	50	53	49	51	49	43	54	46	52	52	47	53	54	50	33
Playgrounds, parks & reserves	46	45	47	46	46	50	38	47	44	43	45	45	50	40	38	46	50	48	28
Library & information	71	73	69	68	75	66	77	81	78	68	70	74	69	64	72	77	69	75	41
Festivals, events & culture	58	58	59	57	60	56	64	62	62	52	60	58	56	57	54	62	61	59	33
History & heritage	46	44	49	44	48	46	46	50	46	39	47	44	46	36	43	48	49	46	29
Multiculturalism	34	31	38	32	36	35	36	30	33	20	39	31	30	31	34	32	43	27	34
Health services	48	49	47	47	48	49	49	47	51	43	49	47	48	28	49	52	50	43	39
Safety & security	18	19	17	15	21	16	20	18	23	18	16	18	21	8	15	16	19	17	24
Graffiti, vandalism & antisocial behaviour	13	13	13	8	17	12	14	12	14	13	11	13	15	6	7	13	13	11	19
Animal Control	42	42	41	38	46	39	46	46	53	45	43	42	41	39	48	47	38	44	32

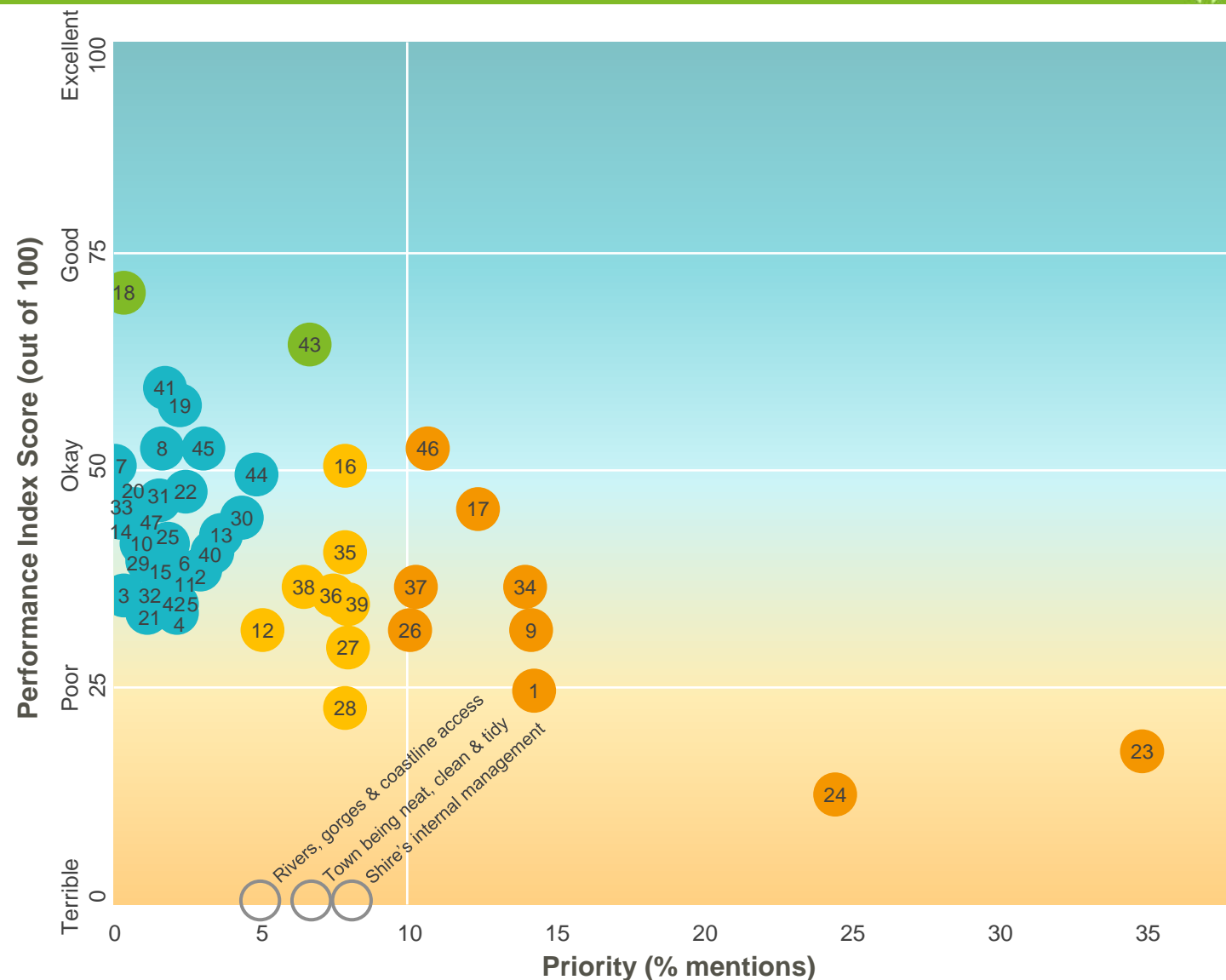
# Summary of community variances

Economic development, Built environment, Natural environment

	Total	Home owner	Renting / other	Male	Female	No children	Have child 0-5	Have child 6-12	Have child 13-17	Have child 18+	18-34 years	35-54 years	55+ years	Disability	ATSI	Kununurra: Town	Kununurra: Lakeside	Kununurra: Other	Wyndham
Economic development	32	30	34	29	35	33	32	33	36	30	31	33	32	29	28	32	35	33	16
Kununurra town centre	30	28	33	28	32	31	31	29	28	25	32	28	32	30	30	29	33	26	45
Wyndham town centre	23	22	25	23	25	20	31	29	31	20	29	19	23	24	34	30	23	22	11
Goods & services	40	41	40	37	44	39	45	44	46	32	40	41	39	31	36	41	45	39	21
Education & training	45	44	45	44	45	45	44	48	47	41	44	45	45	34	40	48	48	43	25
Character & identity	47	45	48	45	48	45	51	51	51	40	49	45	45	43	46	48	53	42	35
Planning & building	36	36	38	36	37	39	34	34	37	32	35	36	40	25	28	35	42	38	26
Access to housing	47	49	45	49	46	46	48	51	58	43	46	48	47	36	46	51	50	44	31
Sealed roads	37	35	39	33	41	37	38	41	45	37	36	39	35	33	32	39	39	32	31
Unsealed roads	41	39	44	37	46	40	49	46	47	35	42	43	37	33	33	41	50	39	27
Parking	36	36	36	35	37	39	34	35	40	32	37	33	38	29	34	38	37	32	36
Footpaths, cycleways & trails	37	35	39	34	39	40	32	31	34	40	36	35	40	29	29	34	41	36	31
Streetscapes	37	34	42	33	42	39	36	32	41	34	36	36	39	30	30	37	41	38	26
Street lighting	35	35	34	30	39	35	32	40	37	26	31	35	40	27	32	34	35	37	31
Storm water drainage	41	39	44	39	44	41	43	40	42	34	47	39	34	24	30	41	50	36	29
Boat ramps	60	59	63	61	61	58	66	60	67	58	64	63	51	57	58	64	64	60	41
Telecommunications & internet	35	31	41	37	35	34	45	36	31	24	40	33	32	30	36	43	41	22	26
Airport	65	65	66	64	66	60	73	71	73	55	64	68	61	58	60	71	68	63	33
Conservation & environment	50	46	54	47	52	49	54	49	55	41	53	50	44	35	52	53	56	46	30
Water resource management	53	50	57	52	55	50	64	56	55	44	62	51	45	46	57	58	57	51	33
Waste collections	53	50	56	52	54	54	54	53	55	50	53	55	51	51	48	54	57	53	34
Natural disaster prevention	45	43	46	42	47	44	48	46	48	42	45	44	45	43	44	48	45	45	28

# Addressing Community Priorities

# MARKYT Community Priorities Window™



- 1 Value for money from rates
- 2 Leadership
- 3 Advocacy & lobbying
- 4 Transparency
- 5 Consultation
- 6 Informing the community
- 7 Website
- 8 Customer service
- 9 Youth services
- 10 Seniors services
- 11 Disability access
- 12 Childcare
- 13 Community groups
- 14 Community grants
- 15 Buildings, halls & toilets
- 16 Sport & recreation
- 17 Playgrounds, parks & reserves
- 18 Library & information
- 19 Festivals, events & culture
- 20 History & heritage
- 21 Multiculturalism
- 22 Health services
- 23 Safety & security
- 24 Graffiti, vandalism, antisocial behaviour
- 25 Animal Control
- 26 Economic development
- 27 Kununurra town centre
- 28 Wyndham town centre
- 29 Goods & services
- 30 Education & training
- 31 Character & identity
- 32 Planning & building
- 33 Access to housing
- 34 Sealed roads
- 35 Unsealed roads
- 36 Parking
- 37 Footpaths, cycleways & trails
- 38 Streetscapes
- 39 Street lighting
- 40 Storm water drainage
- 41 Boat ramps
- 42 Telecommunications & internet
- 43 Airport
- 44 Conservation & environment
- 45 Water resource management
- 46 Waste collections
- 47 Natural disaster prevention

Q. How would you rate performance in the following areas? Base: All respondents, excludes unsure and no response. (n=varies)

Q. Which areas would you most like the Shire of Wyndham - East Kimberley to focus on improving? Base: All respondents, excludes no response (n = 320)

# Safety and security

## Challenges | identified by the community

- Perceptions of diminishing safety.
- Security concerns are seen to be deterring visitors and tourists.
- Crime, theft and break-ins.
- Youth crime.
- Mentioned by 35% of respondents.
- Low performance index score of 18.

## Actions | suggested by the community

1. Increase lighting, CCTV, security patrols and police presence.
2. Work more closely with other groups and agencies to address security issues.
3. Consider strategies to support and nurture troubled and at-risk youth.
4. Consider harsher consequences for crime.
5. Target alcohol abuse in the community.

## Community Voices

“We have a serious law and order problem which is causing people to leave town, and stopping people coming to town.”

“Finding a way to make the town more safe. Less break-ins, vandalism and theft that is deterring the tourists and other visitors to the town.”

“When we arrived (15 years ago) in town we felt safe to walk home from dinner at night. Currently this is an unsafe place to live, with excessive rates of assaults, crime and antisocial behaviour.”

“Reduce crime, security patrols, more police and better lighting.”

“Motivate the Police to deal with crime & vandalism in a way so as to reduce youth crime and re-offending. Motivate the justice system to impose harsh penalties on offenders. Living in Wyndham is almost unbearable.”

“Youths out and about particularly uncontrollable after dark until daytime, affecting safety and security of residents and businesses with antisocial behavior, theft and vandalism. Lack of respect for other people's property and no real consequences. Something must be done as a matter of urgency.”

“Safety, Security, Crime and Vandalism... These issues are making our town unlivable. The town is in crisis. The issues can't and shouldn't have to be resolved by the LGA. The issues surrounding youth crime are a national problem and should be addressed by state and federal government and the Shire should be advocating for that...”

“Work in collaboration with other agencies to address safety of children, including high number of school-aged children roaming streets at night.”

“Issues with youth justice, crime and providing adequate safe places and positive role models for children/youth who wander the streets day/night need to be addressed as a priority. Overuse of alcohol in the community needs to be addressed in conjunction with the police.”

# Control of graffiti, vandalism and anti-social behaviour

## Challenges | identified by the community

- High prevalence of anti-social behaviour in town centres.
- Affecting businesses and tourism
- Causing residents to leave the area.
- Vandalism and graffiti.
- Litter and broken glass.
- Noise complaints.
- Alcoholism.

## Actions | suggested by the community

1. Partner with other organisations and agencies to address issues.
2. Increase patrols, security and police presence, especially in town centres.
3. More street lighting.
4. Beautification and more upkeep of town centres to make them more inviting.
5. Ensure swift removal of graffiti and litter.

## Community Voices

“Antisocial behaviour, beautification of town, security for small business, vandalism, community housing noise complaints, alcoholism.”

“Shire should not accept current antisocial behavior and relentless crime!  
It is a Shire problem as we pay rates to own property and live in a safe and comfortable environment.”

“Social problems throughout the town i.e. graffiti, smashed glass on the road, rubbish in town centre every day etc. Nobody will visit a town that looks like a dump with drunks laying around every day.”

“Antisocial behavior is at an all time high. People are leaving in droves.”

“Better clean up from antisocial behaviour (i.e. cleaning up broken bottles and generally things that can cause injury).”

“Please sort out the problems with the vandalism, in town!!  
Then tourists won't bypass Kununurra!”

“Antisocial behaviour, vandalism of businesses reduces choice, choice reduces prosperity, reduced prosperity creates a town where people drive through, not stay.”

“...We will not reinvest in our business until the theft and vandalism is significantly reduced and are looking elsewhere for our future...”

“A better control of juvenile antisocial behaviour. Better or brighter lighting of streets and parks so antisocial behaviour can be seen. A higher police presence at night. Prior to the Christmas period there were extra patrols and a dramatic drop in crime in the Lake Side area.”

“More services to prevent antisocial behaviour need to be explored.”

“Clear graffiti from Shire assets as soon as it appears (including road surfaces).”



# Value for money from rates

## Challenges | identified by the community

- Residents feel rates are too high.
- Perceived lack of value.
- Exacerbated by a high cost of living.
- Regular rate increases.
- Concerns regarding how rates are spent.

## Actions | suggested by the community

1. Consider rate reductions or limit rate increases.
2. Develop strategies to improve perceptions regarding value for money.

## Community Voices

“Cost of living within the Shire. Rates are hugely expensive with very little services compared to other regional Shires within WA.”

“Match amount of rates we pay to services available.”

“Value for money on the excessively high rates.”

“Recognise how high the rates are and stop increasing on annual basis. Better utilisation of Shire budget.”

“Reducing rates and attracting residents to stay in town so less transient. Also need to be smarter where money is going, look at education, the parking around the schools, activities and parks should be attractive for locals and tourists including shade and bbq facilities.”

“Lowering rates for residents who invest in this town.”

“Lowering rates for property owners.”

“Rates are too high for where we live. Our power & water are miles too expensive and dearer than Perth.”

“Address the high cost of living here including Shire rates.”

“Charge realistic amount for Shire rates.”

“Reduce Shire rates instead of putting prices up and do nothing interesting in towns Kununurra or Wyndham.”

## Challenges | identified by the community

- Struggling economy.
- Lack of diverse industry.
- Decline in tourism.
- Perceived lack of support for local business.

## Actions | suggested by the community

1. Attract new industry to the area.
2. Support local businesses and new ideas.
3. Promote the area for tourism.
4. Enhance the town centres.
5. Capitalise on water resources.
6. Support direct flights to Melbourne.

## Community Voices

“Business/future industry for the region. We need to attract industry to future proof the town without relying on fickle mining operations in the region. We have an abundance of water available and are underutilising the resource.”

“Awesome area but the Shire could invest in the future and make this town the best in the Kimberley with a little investment and vision.”

“Proactive in helping encourage economic development.”

“Working to create or attract new industry which will in turn create jobs and keep people in town. People have lost over half the value of properties with no positive on the horizon for this to turn around. Businesses have closed and people have left in their droves. We need to make Kununurra great again. The direct flights to Melbourne and other ports is vital in assisting to make this happen.”

“Years ago the Shire bent over backwards to help people develop ideas and that got people wanting to make Kununurra great. Now it is just the opposite.”

“We have lost a huge amount of tourism over the last 2-3 years, people are too frightened to stop here because of the reputation KNX now has... This must change now, encourage people back so that our accommodation facilities are full for longer and in turn bringing more money back in to the local economy. Spend money on looking after the locals and our town so we can again be proud to live in this most remarkable part of Australia.”

“Economic development of Wyndham. Restore Wyndham's O'Donnell Street to become a historical attraction. So sad to see all that history lost.”

# Services and facilities for youth

## Challenges | identified by the community

- Not enough support and recreation for youth.
- Youth crime and anti-social behaviour.
- School absenteeism.
- Youth mental health.

## Actions | suggested by the community

1. Expand youth support services.
2. Comprehensive youth hub, activities and facilities to 'get kids off the streets', especially at night.
3. Provision of a safe space for at-risk youth.
4. Free recreation facilities including the local pool, sports clubs, exercise areas, etc.
5. Develop strategies to increase school attendance.

## Community Voices

"Better infrastructure to support the youth e.g. 24/7 youth hub that is divided into 12 years and under and 12 to 20 years. Access to hygiene (showers and laundry facilities), food, counselling, youth workers, positive role model mentors, transport to and from school."

"Working on our future generation. Youth crime, youth suicide."

"Mental & social health... why are people (youth) committing crimes? (Then try to address these!). Continue to build positive relationships with police and kids."

"More youth services to help disadvantaged kids and reduce crime."

"Provide a youth service and a youth hub to decrease the number of youth on the streets and help reduce the crime rate."

"Allow the Youth Centre/Hub to be officially used more times during the week for our youth night programs and afternoons, partner up to have better facilities to cater for youth e.g. PCYC and/or a safe place for youth to go to, would like to see these things happening to improve what is currently in high status right now."

"Facilities for youth recreation (including shaded free exercise areas)."

"Youth recreational facilities and services. Sport development.  
Club development and proper support."

"Out of school activities for kids - free entry to the pool after school."

"Ideas for more facilities or programs for young people to get choice of activities to keep them off the street after school."

"Getting kids off the street and getting them into school!!"

# Playgrounds, parks and reserves

## Challenges | identified by the community

- Not enough parks for children of all ages.
- Dated and deteriorated play equipment.
- Lack of shade at popular parks, especially Celebrity Tree Park.
- Equipment becomes too hot to use.

## Actions | suggested by the community

1. Increase the number of parks.
2. Upgrade and provide better play equipment.
3. Install shade sails above playgrounds.
4. Consider a water park.
5. Improve park facilities.
6. Greater provision of dog exercise areas.

## Community Voices

“Better parks/playgrounds. Dog parks. Leisure centre water park.”

“Quality of life - improve areas like Celebrity Tree Park playground, which has deteriorated significantly in the last 2 years. It's the only real spot to take kids.”

“A free water playground for kids and a bigger playground that suits older kids. The celebrity park is really only suited for kids until the age of 5 and then it is a bit boring for older kids. The park at Darwin waterfront is well designed to suit toddlers to teenagers.”

“More trees and shade. More playgrounds. Seating in the parks.”

“The playgrounds and parks they all need shade sails or more light, even placing some barbecues in parks.”

“Parks - better and more playgrounds with shade. Water park - similar to Leanyer in Darwin. Pool - make it more fun to go to slides etc.”

“Shade for playgrounds. The play equipment at Celebrity Tree Park is too hot by 9am for kids to play on it. The new playground at Swim Beach is also in full sun during the day.”

“2 years ago I contacted the Shire about lack of shade at playground in Celebrity Tree Park. Still no shade and it's a terrible playground. Even smaller towns than this can have a decent playground. Why can't the Shire fix this?”

“Shade sail covers over park equipment as it's too hot to use after 8am in the buildup and wet season. Nowhere for Mums and toddlers to meet.”

“More parks and play equipment for kids in Wyndham as we only have one at the Lions Park which has no equipment. How can 4 Shire workers keep up to all the verges, ovals, parks and maintenance in Wyndham. When there used to be 12 workers.”

# Footpaths, cycleways and trails

## Challenges | identified by the community

- Poor footpath and cycleway connectivity.
- Limited footpath access to popular spots including local parks.
- Damaged footpaths.
- Not enough shade.

## Actions | suggested by the community

1. Improve connectivity across town sites.
2. More footpaths and cycleways.
3. Fix damaged surfaces.
4. More trails.

## Community Voices

“Connecting footpaths and making those paths shaded so people can walk and promote healthy active lifestyles.”

“Maintenance of paths and walkways and introduction of new concrete paths and walkways.”

“Fixing and joining up footpaths especially access to Whitegum Park.”

“More connecting footpaths around town. More children's playgrounds with access via footpaths.”

“Put safe pathways in around town and out to swim beach.”

“Maintain the assets that it has in Wyndham and improve the cycleways that connect the areas of the town.”

“Walkability of town, more street trees for shade, better footpath network in town and management of pedestrian movement. More recreational trails developed for walking/dog walking.”

“More trails and connecting footpaths.”

“Cycle ways, footpaths etc. - fix the broken ones, improve connectivity.”

“Footpath/cycleway along Victoria Highway upgraded.”

“Build new and maintain existing cycle paths.”

“Availability of cycleways.”

# Maintenance of sealed roads

## Challenges | identified by the community

- Poor road conditions in and around town sites.
- Damaged surfaces and pot holes.
- Insufficient drainage.
- Poor quality road upgrades.

## Actions | suggested by the community

1. Improve the condition of sealed roads in and outside of town centres.
2. Upgrade surfaces and repair pot holes.
3. Improve storm water drainage.
4. Ensure road works are carried out to a high and lasting standard.

## Community Voices

“Roads around town are terrible and need resurfacing.”

“City roads upkeep not good potholes and other faults.”

“Sealed roads outside of townsites.”

“Spend more money on roads and drainage and gardens.”

“My comments are based on my experiences of living in Wyndham where roads including footpaths are shocking. My street regularly floods during the wet due to NO drainage whatsoever. Pot-holed roads to drive on to get to the hospital. Fix these and it will make living there even better!”

“Roads, surface and drainage.”

“The town needs work, including lined roads, better signage for tourists as to where to park, and better flow planning to make access to all locations easier for everyone during tourist season.”

“Improve road conditions in town, not the main "tourist streets" but the industrial streets & back-streets that locals use as well. i.e. Konkerberry, Bandicoot, Weaber Plains near the caravan park etc. Take out the large humps of bitumen in the road.”

“You need to finally fix the terrible road conditions of Hibiscus Drive near where it joins the highway. You have had your fun resurfacing the road pointlessly and replacing the roads in the center of town but Hibiscus Drive has been a patchwork of quick fixes, pot holes and massive cheese grater style corrugations.”

“Fixing roads properly (sealed roads).”

# Waste collection services

## Challenges | identified by the community

- Lack of recycling services.
- Cyclone clean-up services discontinued.
- Tip opening hours not long enough.
- Tip fees considered too expensive.

## Actions | suggested by the community

1. Introduce recycling collection services.
2. Verge side pick up facilities prior to cyclone season.
3. Reduce tip fees or consider including tip access as part of rates.
4. Longer tip opening hours.
5. Consider green waste collections.

## Community Voices

“Recycling and green waste bins.”

“Recycle of waste (glass, plastic, aluminum/steel).”

“Introducing a recycling plant, glass and cans especially need to be recycled not buried.”

“Waste and recycling needs to be addressed on a regional basis. We should process waste to a standard that enables export or complete recycling by local businesses. Wyndham, Kununurra, Warmun and even Halls Creek could all take part in the scheme.”

“Everything from services to environmental. Start recycling bins. Bulk rubbish collection.”

“Free removal of pre-cyclone household rubbish.”

“Reintroduce the cyclone clean up.”

“Bring back the cyclone season clean up (front verge collection).”

“More open days at the tip.”

“Can the tip also be opened longer on some days or even just later on the weekends.”

“Shire rates and tip fees.”

“The tip prices are ridiculous!!! The Perth tips are way more affordable. Ripping off the people who pay the rates.”

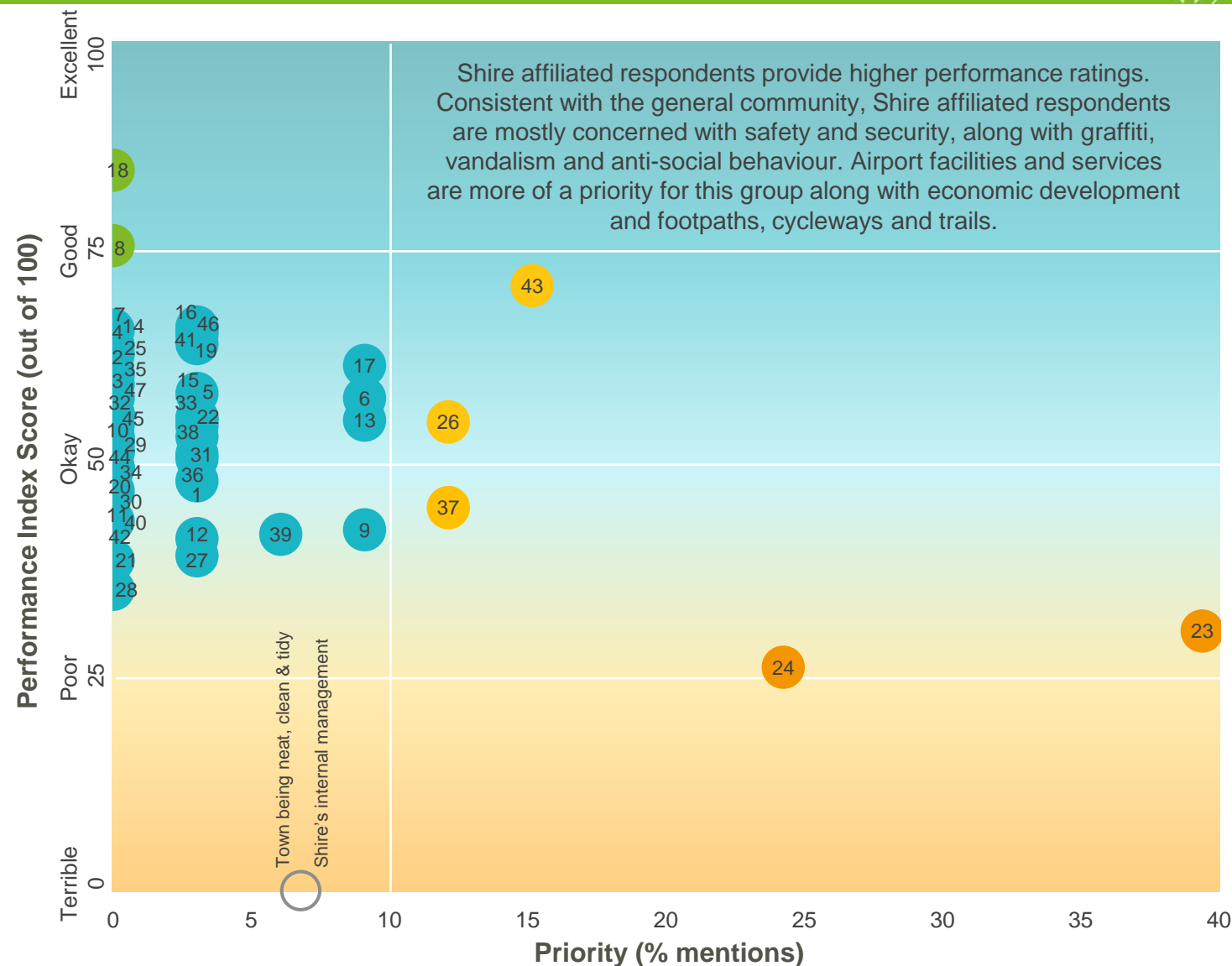
“We pay a fortune for rates and we don't even get a rubbish collection. We have to pay a tip fee to get rid of our rubbish at the Wyndham tip.”

# Community priorities among Shire-affiliated respondents



# MARKYT Community Priorities Window™

Shire-Affiliated respondents



- 1 Value for money from rates
- 2 Leadership
- 3 Advocacy & lobbying
- 4 Transparency
- 5 Consultation
- 6 Informing the community
- 7 Website
- 8 Customer service
- 9 Youth services
- 10 Seniors services
- 11 Disability access
- 12 Childcare
- 13 Community groups
- 14 Community grants
- 15 Buildings, halls & toilets
- 16 Sport & recreation
- 17 Playgrounds, parks & reserves
- 18 Library & information
- 19 Festivals, events & culture
- 20 History & heritage
- 21 Multiculturalism
- 22 Health services
- 23 Safety & security
- 24 Graffiti, vandalism, antisocial behaviour
- 25 Animal Control
- 26 Economic development
- 27 Kununurra town centre
- 28 Wyndham town centre
- 29 Goods & services
- 30 Education & training
- 31 Character & identity
- 32 Planning & building
- 33 Access to housing
- 34 Sealed roads
- 35 Unsealed roads
- 36 Parking
- 37 Footpaths, cycleways & trails
- 38 Streetscapes
- 39 Street lighting
- 40 Storm water drainage
- 41 Boat ramps
- 42 Telecommunications & internet
- 43 Airport
- 44 Conservation & environment
- 45 Water resource management
- 46 Waste collections
- 47 Natural disaster prevention

Q. How would you rate performance in the following areas? Base: All respondents, excludes unsure and no response. (n=varies)

Q. Which areas would you most like the Shire of Wyndham - East Kimberley to focus on improving? Base: All respondents, excludes no response (n = 33)



[www.catalyse.com.au](http://www.catalyse.com.au)

Office 3, 996 Hay Street, Perth WA 6000

PO Box 8007, Cloisters Square WA 6850

Phone +618 9226 5674

Email: [info@catalyse.com.au](mailto:info@catalyse.com.au)

ABN 20 108 620 855

MARKYT 