




Shire of
Wyndham East Kimberley

Adopted Budget 2010-11



Shire of Wyndham-East Kimberley Adopted Budget 2010-11

Shire of Wyndham-East Kimberley

Adopted Budget 2010-11

Table of Contents

Contact Details	page 4
Members of Council	page 6
Shire President's Prologue	page 9
Key Result Areas	page 10
Financial Statements	page 15
Statement of Comprehensive Income by Nature and Type	page 16
Statement of Comprehensive Income by Program	page 17
Cash Flow Statement	page 18
Rate Setting Statement	page 19
Notes to and Forming Part of the Budget	page 20
Budget Schedules	page 45
Fees and Charges	page 55

Shire of Wyndham-East Kimberley Adopted Budget 2010-11

Contact Details

PO Box 614
KUNUNURRA
WA 6743

Kununurra Administration
115 Coolibah Drive
KUNUNURRA

Phone: (08) 9168 4100
Fax: (08) 9168 1798

Wyndham Administration
Koolama Street
WYNDHAM

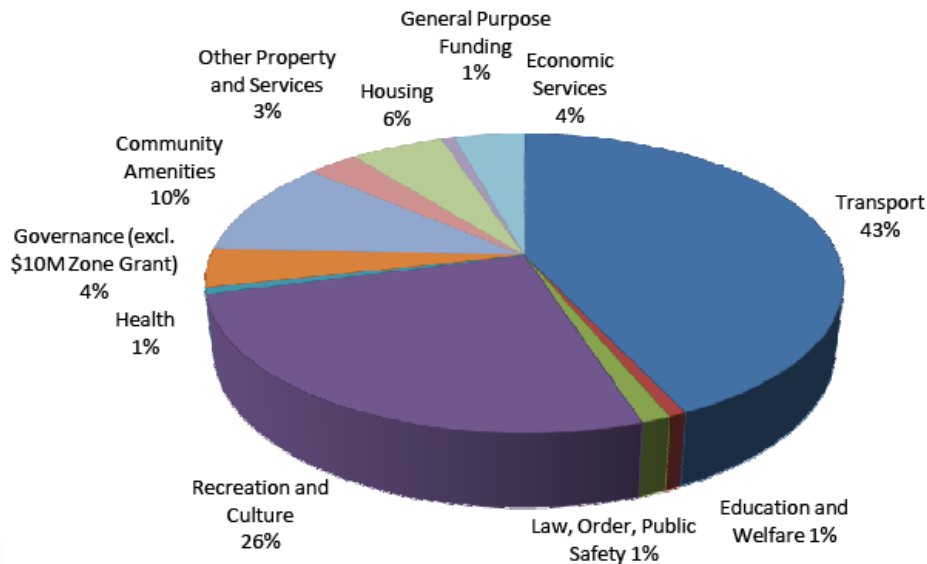
Phone: (08) 6161 1002
Fax: (08) 9161 1295

E-mail: mail@swek.wa.gov.au

Website: www.swek.wa.gov.au

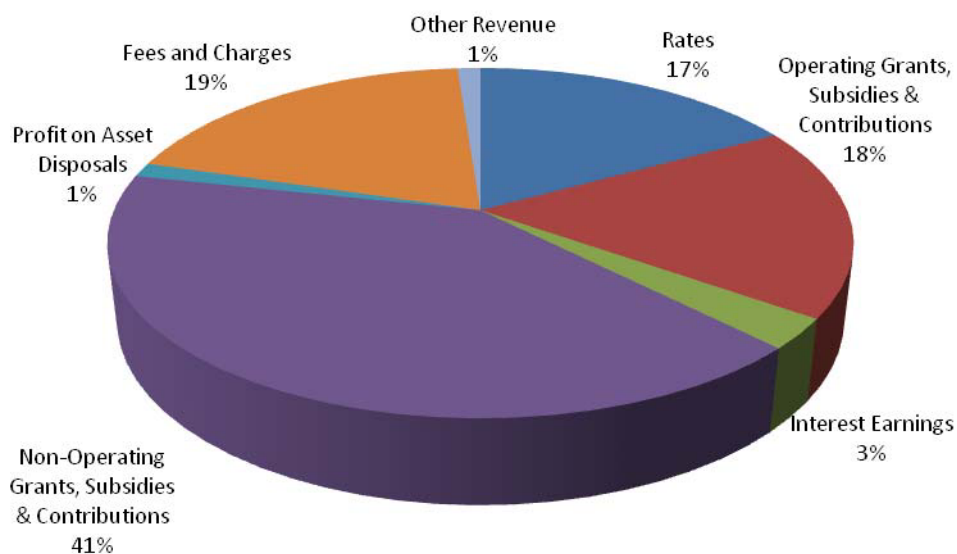
Shire of Wyndham-East Kimberley Adopted Budget 2010-11

Investment – Budget 2010/11



Note: A \$15M grant was received in 2009/10 as secretariat for Kimberley Zone. \$5M was expended in 2009/10. The remaining \$10M is to be expended in 2010/11. This has been excluded from the graph above.

Revenue Sources –Budget 2010/11



Shire of Wyndham-East Kimberley Adopted Budget 2010-11

Members of *Council*

Shire President



Cr Fred Mills

Elected – 2007

Term Expires – 2011

Elected Shire President – November 2008

Deputy Shire President



Cr John Moulden

Elected 2007

Term Expires – 2011

Councillors



Cr Di Ausburn

Elected – 2006

Term Expires – 2013



Cr Jane Parker

Elected 2005

Term Expires – 2013

Shire of Wyndham-East Kimberley

Adopted Budget 2010-11

Members of *Council*



Cr Keith Wright

Elected – 1990

Term Expires – 2011



Cr Ralph Addis

Elected 2007

Term Expires – 2011



Cr Jackie McCoy

Elected – 2009

Term Expires – 2013



Cr Kenneth Torres

Elected 2008

Term Expires – 2013



Cr Raymond Dessert

Elected 2011

Term Expires – 2011

Shire of Wyndham-East Kimberley Adopted Budget 2010-11

VISION

For the Shire to be a thriving and vibrant community with unlimited opportunities.

MISSION

To develop the Shire in a manner that will achieve the best possible social, cultural and economic outcomes for all.

COMMITMENT

Council and staff will make decisions with Integrity, Transparency and Consistency.

Shire of Wyndham-East Kimberley Adopted Budget 2010-11

Shire President's *Prologue*



Delivering improved service delivery and capital works in a rapidly growing municipality

The 2010/11 budget will see Council enter a period of consolidation where we will focus on completing capital works and externally funded projects in the prescribed timeframes. Council has budgeted to catch up on overdue maintenance and focus on system improvement through equipment, technology and staff. In achieving this, Councillors and staff are cognisant that rates must be kept at an acceptable level and at all times look to leverage Council funds against external funding opportunities.

A rates strategy review has been undertaken during the past 12 months which recommended changes to our codes and the alignment of mining tenements rates to neighboring Shires. The Council predicated the budget on a 5.5% rate rise for GRV Town and UV Rural Residential, with a 10% increase for UV Mining and Pastoral.

The commencement of works of the Ord Expansion Project and many of the projects which comprise the East Kimberley Development Package has seen demand on Council Services increase. Building activity for last financial year has hit new levels with 157 houses constructed in the Shire, 139 in Kununurra and 18 in Wyndham. Planning activity remains high with the Shire processing 132 applications which will assist with further development.

The Council has \$29M of capital works to achieve this financial year with a majority of the funding coming from the East Kimberley Development Package and Royalties for Regions. The projects include the upgrade of the East Kimberley Regional Airport Terminal to improve resident and visitor amenity, construction of a community fishing jetty at Anthon's Landing in Wyndham, an upgrade to the Wyndham Picture Gardens, and the flood mitigation works involving the M1 Channel Syphon and D2 drain.

Council looks forward to reporting to residents and ratepayers as we achieve each of the milestones on the 2010/11 budget, in what will be a challenging and exciting year for the Shire of Wyndham East Kimberley.

I hope you find this introduction useful to gain a better understanding of Council's role in setting and managing its budget.

Best wishes

Cr Fred Mills
Shire President

Shire of Wyndham-East Kimberley

Adopted Budget 2010-11

INFRASTRUCTURE

Key Result Area 1

To develop and maintain the Shire's infrastructure and assets to a high standard.

Council is investing over \$29M in infrastructure and assets in the 2010/11 budget to preserve and enhance existing infrastructure, as well as creating new opportunities. This diverse list includes:

- **\$100,000** Bridge maintenance
- **\$670,000** Construct and Seal Weero Road
- **\$360,000** Construct and Seal Research Station Road
- **\$1.55M** Kalumburu Road Re-sheet
- **\$200,000** Construct and Seal Egret Close
- **\$120,000** Riverfarm Road Drainage
- **\$250,000** Messmate Way Roundabout
- **\$80,000** Construct and Seal Bullrun Road
- **\$700,000** M1 Drain and D2Syphon
- **\$200,000** Stage One Wyndham Depot Upgrade
- **\$150,000** Reconstruct Cato Court
- **\$300,000** Drainage Upgrades and Feature Survey
- **\$130,000** To finalise Wyndham Pool Redevelopment
- **\$60,000** Wyndham BMX Track
- **\$376,000** Road Reseals and Shoulder Repairs
- **\$562,000** Reconstruct section of Weber Plain Road
- **\$199,000** To complete Wyndham Picture Gardens Building
- **\$1.2M** Plant and Equipment Upgrades
- **\$9M** Airport Terminal Redevelopment
- **\$4.5M** Wyndham Community Jetty at Anthon's Landing
- **\$3M** Community Oval

Shire of Wyndham-East Kimberley Adopted Budget 2010-11

COMMUNITY

Key Result Area 2

To develop the strengths and potential of our community now and into the future.

Council continues to deliver Youth Services in the East Kimberley in partnership with Commonwealth and State Governments. The Youth Centre in Kununurra will receive **\$145,000** for further fit out of offices and activity areas. A Youth Coordinator, Youth Worker and Youth Trainee operate from the facility delivering programs for the youth of Kununurra and the East Kimberley. **\$90,000** has been allocated to purchase equipment for Wyndham Youth Services where two full time staff are employed.

\$36,500 has been allocated in the year's budget to finalise the Kununurra Sports Precinct Master Planning process to develop a blueprint for the future of the sporting facilities adjacent to and including the Ord River Sports Club.

\$30,000 is budgeted being the balance of \$75,000 provided to the Ord River Sailing Club to relocate following the development of the Commercial Boat Facility.

\$80,000 will be available for community groups under the annual grants and quick grants schemes.

\$209,000 in grant funding has been allocated to upgrade and expand the gymnasium at the Kununurra Leisure Centre.

\$274,000 to undertake major maintenance at the Kununurra Swimming Complex.

\$25,000 in grant funding has been received to promote the participation of kids in clubs.

\$5,000 to recognise and thank Volunteers and to celebrate Australia Day with civic events at both Wyndham and Kununurra.

\$50,000 to commence Town Centre Master Planning.

Shire of Wyndham-East Kimberley Adopted Budget 2010-11

ECONOMIC DEVELOPMENT

Key Result Area 3

Work in partnership with Government, community and industry leaders to promote and provide opportunities for economic and social growth across the Shire.

Council owns and operates the East Kimberley Regional Airport at Kununurra and the Wyndham Airport in Wyndham.

Over the past two years all available land for sale at the East Kimberley Regional Airport has been sold. Council has allocated **\$100,000** to undertake Master Planning to plan for future expansion of the runway and to enable more land to be released for airport related activities.

Council has identified a parcel of land at the Wyndham Airport site that is suitable for development as rural residential land. **\$250,000** has been allocated to progress this land development.

\$100,000 has been allocated for the services of a Project Manager to deliver the Terminal Upgrade Project at the East Kimberley Regional Airport.

Council is still exploring the options in regard to land purchased from the State Government in Water Lily Place. There is potential to develop a joint venture housing project and Royalties for Regions Funding of **\$1.2M** is allocated to this project.

A new position funded from grants is included in the budget to employ a Project Officer who will manage new key projects and source grant funds for the next projects that can make a significant contribution to the East Kimberley.

\$66,000 will be available as economic development grants and **\$50,000** has been budgeted for sponsorship of events that promote and enhance the tourism and economic development opportunities in the East Kimberley.

Shire of Wyndham-East Kimberley

Adopted Budget 2010-11

ENVIRONMENT

Key Result Area 4

Ensure that the Shire contributes to the unique environment in a sustainable and realistic manner

Council funds the position of an Environmental Project Officer to source grants and facilitate projects to improve the environmental outcomes for the Shire of Wyndham East Kimberley. Key projects funded in the 2010/11 budget include:

- **\$130,000** to purchase a reed cutter and a further **\$50,000** for Cumbungi Management in Lily Creek Lagoon
- **\$2,000** for Compost Bin Program
- **\$5,000** for Drum Muster
- **\$5,000** for external costs relating to Foreshore Plan Review that is substantially being undertaken with internal staff resources
- **\$5,000** for peer review of a Environmental Sustainability Plan that is being coordinated by the Environmental Development Officer to explore, develop and implement environmentally sustainable practices into Council operations
- **\$100,000** in external funding will be sourced to commence a Waste Management Study that will focus on waste management planning, recycling and sustainable waste operations
- **\$50,000** for a can bailing machine and **\$75,000** for a shed at the Kununurra landfill site that will be used for a tip shop and collection and processing of recycled materials
- Street Trees and Native Trees are funded under the Road Maintenance and Parks and Gardens budgets.

Shire of Wyndham-East Kimberley

Adopted Budget 2010-11

GOVERNANCE

Key Result Area 5


That Council works in a cooperative way in delivering its obligations and to communicate well with the community.

Council purchased the freehold rights to the site of the current Council Administration Building in Coolibah Drive Kununurra in 2010. Preliminary planning has commenced and a further **\$30,000** has been allocated to progress the new Kununurra Council Administration Building.

In the interim **\$147,000** is allocated to purchase and fit out a transportable building to be placed at the back of the Kununurra Administration Building to meet current office accommodation needs.

Council has also budgeted to fund:


- **\$30,000** to complete the Town Planning Scheme Review
- **\$25,000** contribution towards Business Planning to support use of the **\$9.3m** Royalties for Regions allocation to the four Kimberley Shires and a further **\$50,000** to running of Kimberley Zone, a structure endorsed by the Minister of Local Government to facilitate regional cooperation and strategy.
- **\$30,500** towards Asset Management consultants fees to complete the asset management process
- **\$20,000** to review and implement improvements to the Councils records management systems
- **\$40,000** contribution to the East Kimberley Marine Rescue shed at Wyndham
- **\$2.3M** to construct 3 3x2 dual key properties for staff housing. Two will be constructed in the Coolibah Subdivision in Kununurra and one on the site of the Wyndham Infant Health Clinic that Council demolished in 2009. Staff Housing is essential to attract and retain staff.



Shire of
Wyndham East Kimberley

Financial Statement

Budget 2010-11



Shire of Wyndham-East Kimberley

Adopted Budget 2010-11

Statement of Comprehensive Income by Nature and Type For the Year Ended 30 June 2011

	Note	2010/11 Budget \$	2009/10 Actual \$	2009/10 Amended Budget \$	2009/10 Adopted Budget \$
Revenue					
Rates	8	5,465,941	5,150,664	5,126,079	5,126,079
Operating Grants, Subsidies, Contributions		5,726,816	20,225,855	4,808,016	4,231,517
Fees and Charges	11	6,159,479	5,721,994	5,714,019	5,136,947
Service Charges	10	0	0	0	0
Interest Earnings	2(a)	903,140	699,570	622,614	356,645
Other Revenue		384,101	336,382	372,933	297,211
		<u>18,639,477</u>	<u>32,134,465</u>	<u>16,643,661</u>	<u>15,148,399</u>
Expenses					
Employee Costs		(7,776,185)	(6,249,349)	(6,310,805)	(5,543,607)
Materials and Contracts		(16,671,997)	(10,418,036)	(6,272,742)	(6,053,512)
Utilities (electricity, gas, water etc)		(670,000)	(609,550)	(494,750)	(525,750)
Depreciation on Non-Current Assets	2(a)	(2,544,500)	(2,551,078)	(2,479,590)	(2,170,110)
Interest Expenses	2(a)	(198,850)	(103,727)	(151,149)	(151,149)
Insurance		(304,815)	(296,591)	(308,585)	(304,607)
Other Expenditure		(628,503)	(612,466)	(653,660)	(654,215)
		<u>(28,794,850)</u>	<u>(20,840,797)</u>	<u>(16,671,281)</u>	<u>(15,402,950)</u>
Non-Operating Grants, Subsidies, Contributions		13,158,911	10,315,276	18,246,850	6,505,221
Profit on Asset Disposals	4	424,028	239,723	327,814	485,978
Loss on Asset Disposals	4	0	0	(32,539)	(32,539)
Net Result		3,427,566	21,848,667	18,514,505	6,704,109
Other Comprehensive Income		0	0	0	0
Total Comprehensive Income		<u>3,427,566</u>	<u>21,848,667</u>	<u>18,514,505</u>	<u>6,704,109</u>

Please Note, Other Comprehensive Income (if any) is impacted upon by external forces and is not able to be reliably estimated. It is anticipated in all instances, any Other Comprehensive Income will relate to non-cash transactions and as such, have no impact on this budget document.

This statement is to be read in conjunction with the accompanying notes.

Shire of Wyndham-East Kimberley

Adopted Budget 2010-11

Statement of Comprehensive Income by Program For the Year Ended 30 June 2011

	Note	2010/11	2009/10	2009/10	2009/10
		Budget	Actual	Amended	Adopted
		\$	\$	\$	\$
Revenue (Refer Notes 1,2,8 to 13)					
Governance		643,700	15,332,363	148,233	39,195
General Purpose Funding		9,792,670	9,836,880	8,721,881	8,481,286
Law, Order, Public Safety		72,975	54,633	66,105	49,455
Health		24,850	47,845	39,200	35,500
Education and Welfare		108,539	107,642	114,000	114,000
Housing		125,209	144,646	151,057	142,857
Community Amenities		2,588,104	1,674,122	2,222,892	2,058,040
Recreation and Culture		731,050	634,098	907,716	572,266
Transport		4,265,190	3,877,990	3,849,880	3,440,000
Economic Services		241,000	311,843	300,200	202,800
Other Property and Services		46,190	112,403	122,497	13,000
		<u>18,639,477</u>	<u>32,134,465</u>	<u>16,643,661</u>	<u>15,148,399</u>
Expenses Excluding Finance Costs (Refer Notes 1,2 & 14)					
Governance		(11,991,020)	(6,036,049)	(1,132,954)	(1,065,752)
General Purpose Funding		(377,631)	(431,440)	(470,630)	(467,130)
Law, Order, Public Safety		(467,635)	(533,108)	(459,645)	(450,634)
Health		(343,996)	(324,352)	(307,447)	(316,142)
Education and Welfare		(341,029)	(358,229)	(389,097)	(358,402)
Housing		(355,028)	(308,725)	(324,499)	(272,547)
Community Amenities		(4,614,351)	(3,028,839)	(3,351,016)	(3,235,981)
Recreation & Culture		(3,903,352)	(3,706,849)	(3,984,370)	(3,518,838)
Transport		(5,308,850)	(5,177,966)	(5,310,342)	(4,869,304)
Economic Services		(765,349)	(500,307)	(619,712)	(592,012)
Other Property and Services		(127,759)	(331,206)	(179,420)	(105,059)
		<u>(28,596,000)</u>	<u>(20,737,070)</u>	<u>(16,529,132)</u>	<u>(15,251,801)</u>
Finance Costs (Refer Notes 2 & 5)					
Governance		(28,949)	(483)	(15,080)	(15,080)
Education and Welfare		(32,593)	(4,448)	(18,982)	(18,982)
Housing		(53,790)	(7,633)	(9,606)	(18,606)
Recreation & Culture		(83,518)	(91,163)	(92,561)	(92,561)
Other Property and Services		0	0	(5,920)	(5,920)
		<u>(198,850)</u>	<u>(103,727)</u>	<u>(142,149)</u>	<u>(151,149)</u>
Non-Operating Grants, Subsidies, Contributions					
Law, Order, Public Safety		100,000	0		0
Housing		1,078,168	100,000	1,211,600	1,211,600
Community Amenities		335,000	30,000	140,000	130,000
Recreation & Culture		6,529,000	3,817,904	7,763,000	1,801,000
Transport		5,116,743	6,217,372	8,982,250	3,212,621
Economic Services		0	150,000	150,000	150,000
		<u>13,158,911</u>	<u>10,315,276</u>	<u>18,246,850</u>	<u>6,505,221</u>
Profit/(Loss) on Diposal of Assets (Refer Note 4)					
Housing			0	0	158,164
Transport		250,000	39,110	96,000	96,000
Other Property and Services		174,028	200,613	199,275	199,275
		<u>424,028</u>	<u>239,723</u>	<u>295,275</u>	<u>453,439</u>
Net Result		<u>3,427,566</u>	<u>21,848,667</u>	<u>18,514,505</u>	<u>6,704,109</u>
Other Comprehensive Income		<u>0</u>	<u>0</u>	<u>0</u>	<u>0</u>
Total Comprehensive Income		<u>3,427,566</u>	<u>21,848,667</u>	<u>18,514,505</u>	<u>6,704,109</u>

Please Note: Other Comprehensive Income (if any) is impacted upon by external forces and is not able to be reliably estimated.

It is anticipated in all instances, any Other Comprehensive Income will relate to non-cash transactions and as such, have no impact on this budget document.

This statement is to be read in conjunction with the accompanying notes.

Shire of Wyndham-East Kimberley

Adopted Budget 2010-11

Statement of Cash Flows For the Year Ended 30 June 2011

	Note	2010/11 Budget \$	2009/10 Actual \$	2009/10 Adopted Budget \$
Cash Flows From Operating Activities				
Receipts				
Rates		5,484,811	5,131,793	5,076,079
Operating Grants, Subsidies, Contributions		5,726,816	20,225,855	4,231,517
Fees and Charges		6,956,317	5,554,954	4,760,907
Service Charges		0	0	0
Interest Earnings		903,140	699,570	356,645
Goods and Services Tax		1,575,862	1,770,140	930,000
Other Revenue		384,101	336,382	297,210
		<u>21,031,047</u>	<u>33,718,694</u>	<u>15,652,358</u>
Payments				
Employee Costs		(7,933,903)	(6,265,851)	(5,538,607)
Materials and Contracts		(18,643,402)	(10,350,258)	(6,238,535)
Utility Charges		(670,000)	(609,550)	(525,750)
Insurance Expenses		(304,815)	(296,591)	(304,607)
Interest Expenses		(214,244)	(116,141)	(147,885)
Goods and Services Tax		(854,368)	(879,665)	(950,000)
Other Expenditure		(628,503)	(612,466)	(654,216)
		<u>(29,249,235)</u>	<u>(19,130,522)</u>	<u>(14,359,600)</u>
Net Cash Provided By Operating Activities	15(b)	<u>(8,218,188)</u>	<u>14,588,172</u>	<u>1,292,758</u>
Cash Flows from Investing Activities				
Payments for Development of Land Held for Resale	3	0	(44,904)	(750,000)
Payments for Purchase of Property, Plant & Equipment	3	(15,360,083)	(4,031,051)	(7,405,131)
Payments for Construction of Infrastructure	3	(13,879,818)	(5,439,687)	(7,358,650)
Non-Operating Grants, Subsidies & Contributions used for the Development of Assets		13,158,911	10,315,276	6,505,221
Proceeds from Sale of Plant & Equipment	4	529,006	473,781	596,500
Net Cash Used in Investing Activities		<u>(15,551,984)</u>	<u>1,273,415</u>	<u>(8,412,060)</u>
Cash Flows from Financing Activities				
Repayment of Debentures	5	(220,689)	(1,019,499)	(1,057,847)
Repayment of Finance Leases				
Proceeds from Self Supporting Loans		0	0	17,015
Proceeds from New Debentures	5	550,000	1,936,000	2,806,000
Net Cash Provided By (Used In) Financing Activities		<u>329,311</u>	<u>916,501</u>	<u>1,765,168</u>
Net Increase (Decrease) in Cash Held		<u>(23,440,861)</u>	<u>16,778,088</u>	<u>(5,388,164)</u>
Cash at Beginning of Year		29,657,533	12,879,445	12,838,506
Cash and Cash Equivalents at the End of the Year	15(a)	<u><u>6,216,672</u></u>	<u><u>29,657,533</u></u>	<u><u>7,450,342</u></u>

This statement is to be read in conjunction with the accompanying notes.

Shire of Wyndham-East Kimberley

Adopted Budget 2010-11

Rate Setting Statement For the Year Ended 30 June 2011

	Note	2010/11 Budget \$	2009/10 Actual \$	2009/10 Amended Budget \$	2009/10 Adopted Budget \$
Revenue	1,2				
Governance		643,700	15,332,363	148,233	39,195
General Purpose Funding		4,326,729	4,686,216	3,595,802	3,355,207
Law, Order, Public Safety		72,975	54,633	66,105	49,455
Health		24,850	47,845	39,200	35,500
Education and Welfare		108,539	107,642	114,000	114,000
Housing		125,209	144,646	151,057	301,021
Community Amenities		2,588,104	1,674,122	2,222,892	2,058,040
Recreation and Culture		731,050	634,098	907,716	572,266
Transport		4,515,190	3,917,100	3,945,880	3,536,000
Economic Services		241,000	311,843	300,200	202,800
Other Property and Services		220,218	313,016	354,311	244,814
		<u>13,597,564</u>	<u>27,223,524</u>	<u>11,845,396</u>	<u>10,508,298</u>
Expenses	1,2				
Governance		(12,019,969)	(6,036,532)	(1,148,034)	(1,080,832)
General Purpose Funding		(377,631)	(431,440)	(470,630)	(497,130)
Law, Order, Public Safety		(467,635)	(533,108)	(459,645)	(450,634)
Health		(343,996)	(324,352)	(307,447)	(316,142)
Education and Welfare		(373,622)	(362,677)	(408,079)	(377,384)
Housing		(408,818)	(316,358)	(334,105)	(291,153)
Community Amenities		(4,614,351)	(3,028,839)	(3,351,016)	(3,235,981)
Recreation & Culture		(3,986,870)	(3,798,012)	(4,076,931)	(3,611,399)
Transport		(5,308,850)	(5,177,966)	(5,310,342)	(4,869,304)
Economic Services		(765,349)	(500,307)	(619,712)	(562,012)
Other Property and Services		(127,759)	(331,206)	(217,879)	(143,519)
		<u>(28,794,850)</u>	<u>(20,840,797)</u>	<u>(16,703,820)</u>	<u>(15,435,490)</u>
Adjustments for Cash Budget Requirements:					
Non-Cash Expenditure and Revenue					
(Profit)/Loss on Asset Disposals	4	(424,028)	(239,723)	(295,275)	(453,439)
Movement in Accruals and Provisions		105,402	(86,854)	(20,043)	3,264
Depreciation on Assets	2(a)	2,544,500	2,551,078	2,479,590	2,170,110
Capital Expenditure and Revenue					
Purchase Land Held for Resale	3	(320,000)	(41,851)	(792,000)	(750,000)
Purchase Land and Buildings	3	(13,582,998)	(2,510,759)	(6,720,470)	(5,741,920)
Purchase Infrastructure Assets - Roads	3	(4,438,800)	(2,280,335)	(5,525,131)	(5,053,450)
Purchase Infrastructure Assets - Parks	3	0	(81,887)	(258,900)	(240,000)
Purchase Infrastructure Assets - Footpaths	3	(30,000)	(104,114)	(106,900)	(71,400)
Purchase Infrastructure Assets - Drainage	3	(449,000)	(134,412)	(248,800)	(195,800)
Purchase Infrastructure Assets - Other	3	(8,962,018)	(2,840,485)	(3,209,500)	(1,798,000)
Purchase Plant and Equipment	3	(1,292,485)	(1,380,964)	(1,379,711)	(1,377,711)
Purchase Furniture and Equipment	3	(484,600)	(139,328)	(260,000)	(285,500)
Grants / Contributions for Development of Assets		13,158,911	10,315,276	18,246,850	6,505,221
Proceeds from Disposal of Assets	4	229,006	473,781	508,900	500,500
Proceeds from Sale of Land Held for Resale		300,000	0	96,000	96,000
Repayment of Debentures	5	(220,689)	(1,019,499)	(1,039,237)	(1,057,847)
Proceeds from New Debentures	5	550,000	1,936,000	2,906,000	2,806,000
Self-Supporting Loan Principal Income		0	0	17,015	17,015
Transfers to Reserves (Restricted Assets)	6	(8,117,672)	(1,166,208)	(1,637,707)	(899,680)
Transfers from Reserves (Restricted Assets)	6	9,845,056	1,146,896	1,563,070	1,132,520
ADD Estimated Surplus/(Deficit) July 1 B/Fwd	7	21,456,799	5,526,796	5,526,799	4,924,844
LESS Estimated Surplus/(Deficit) June 30 C/Fwd	7	136,039	21,456,799	10,118,205	429,614
Amount Required to be Raised from Rates	8	<u>(5,465,941)</u>	<u>(5,150,664)</u>	<u>(5,126,079)</u>	<u>(5,126,079)</u>

Shire of Wyndham-East Kimberley

Adopted Budget 2010-11

Notes to and Forming Part of the Budget For the Year Ended 30 June 2011

1. SIGNIFICANT ACCOUNTING POLICIES

(a) Basis of Accounting and Preparation

The budget has been prepared in accordance with applicable Australian Accounting Standards (as they apply to local government and not-for-profit entities), other mandatory professional reporting requirements, the Local Government Act 1995 and accompanying regulations. The budget has also been prepared on the accrual basis under the convention of historical cost accounting modified, where applicable by the measurement at fair value of selected non-current assets, financial assets and liabilities.

(b) The Local Government Reporting Entity

All Funds through which the Council controls resources to carry on its functions have been included in the financial statements forming part of this budget.

In the process of reporting on the local government as a single unit, all transactions and balances between those Funds (for example, loans and transfers between Funds) have been eliminated.

All monies held in the Trust Fund are excluded from the financial statements, but a separate statement of those monies appears at Note 16 to this budget document.

(c) 2009/10 Actual Balances

Balances shown in this budget document as 2009/10 Actual are as forecast at the time of budget preparation and are subject to final adjustments.

(d) Rounding off Figures

All figures shown in financial reports, other than a rate in the dollar, are rounded to the nearest dollar.

(e) Rates, Grants, Donations and Other Contributions

Rates, grants, donations and other contributions are recognised as revenues when the local government obtains control over the assets comprising the contributions. Control over assets acquired from rates is obtained at the commencement of the rating period or, where earlier, upon receipt of the rates.

Where contributions recognised as revenues during the reporting period are obtained on the condition that they be expended in particular manner or used over a particular period, and those conditions were undischarged as at the reporting date, the nature of and amounts pertaining to those undischarged conditions are disclosed in the financial report.

(f) Goods and Services Tax

In accordance with recommended practice, revenues, expenses and assets capitalised are stated net of any GST recoverable. Receivables and payables in the Statement of Financial Position are stated inclusive of applicable GST.

(g) Superannuation

The Shire of Wyndham East Kimberley contributes to the Local Government Superannuation Scheme and the Occupational Superannuation Fund. Both funds are defined contribution schemes.

Contributions to defined contribution plans are recognised as an expense as they become payable. Prepaid contributions are recognised as an asset to the extent that a cash refund or a reduction in the future payments is available.

(h) Cash and Cash Equivalents

Cash and cash equivalents comprise cash at bank and in hand and short-term deposits with an original maturity of three months or less that are readily convertible to known amounts of cash and which are subject to an insignificant risk of changes in value.

For the purposes of the Cash Flow Statement, cash and cash equivalents consist of cash and cash equivalents as defined above, net of outstanding bank overdrafts. Bank overdrafts are included as short-term borrowings in current liabilities.

Shire of Wyndham-East Kimberley

Adopted Budget 2010-11

Notes to and Forming Part of the Budget For the Year Ended 30 June 2011

1. SIGNIFICANT ACCOUNTING POLICIES (Continued)

(i) Trade and Other Receivables

Trade receivables, which generally have 30 - 90 day terms, are recognised initially at fair value and subsequently measured at amortised cost using the effective interest rate method, less any allowance for uncollectible amounts.

Collectability of trade receivables is reviewed on an ongoing basis. Debts that are known to be uncollectible are written off when identified. An allowance for doubtful debts is raised when there is objective evidence that they will not be collectible.

(j) Inventories

General

Inventories are valued at the lower of cost and net realisable value. Net realisable value is the estimated selling price in the ordinary course of business less the estimated costs of completion and the estimated costs necessary to make the sale.

Inventories held from trading are classified as current even if not expected to be realised in the next 12 months.

Land Held for Resale

Land purchased for development and/or resale is valued at the lower of cost and net realisable value. Cost includes the cost of acquisition, development and interest incurred on the financing of the land during its development. Interest and holding charges incurred after development is complete are recognised as expenses.

Revenue arising from the sale of property is recognised in the operating statement as at the time of signing a binding contract of sale.

Land held for resale is classified as current except where it is held as non-current based on Council's intentions to release for sale.

(k) Fixed Assets

Initial Recognition

All assets are initially recognised at cost. Cost is determined as the fair value of the assets given as consideration plus costs incidental to the acquisition. For assets acquired at no cost or for nominal consideration, cost is determined as fair value at the date of acquisition. The cost of non-current assets constructed by the Council includes the cost of all materials used in construction, direct labour on the project and an appropriate proportion of variable and fixed overheads.

Revaluation

Certain asset classes may be re-valued on a regular basis such that the carrying values are not materially different from fair value. For infrastructure and other asset classes where no active market exists, fair value is determined to be the current replacement cost of an asset less, where applicable, accumulated depreciation calculated on a basis of such cost to reflect the already consumed or expired future economic benefits of the asset.

Those assets carried at a re-valued amount, being their fair value at the date of revaluation less any subsequent accumulated depreciation and accumulated impairment losses, are to be re-valued with sufficient regularity to ensure the carrying amount does not differ materially from that determined using fair value at reporting date.

Shire of Wyndham-East Kimberley

Adopted Budget 2010-11

Notes to and Forming Part of the Budget For the Year Ended 30 June 2011

1. SIGNIFICANT ACCOUNTING POLICIES (Continued)

(k) Fixed Assets (Continued)

Land Under Roads

In Western Australia, all land under roads is Crown land, the responsibility for managing which, is vested in the local government.

Effective as at 1 July 2008, Council elected not to recognise any value for land under roads acquired on or before 30 June 2008. This accords with the treatment available in Australian Accounting Standard AASB 1051 Land Under Roads and the fact Local Government (Financial Management) Regulation 16(a)(i) prohibits local governments from recognising such land as an asset.

In respect of land under roads acquired on or after 1 July 2008, as detailed above, Local Government (Financial Management) Regulation 16(a)(i) prohibits local governments from recognising such land as an asset.

Whilst such treatment is inconsistent with requirements of AASB 1051, Local Government (Financial Management) Regulation 4(2) provides, in the event of such an inconsistency, the local government (Financial Management) Regulations prevail.

Consequently, any land under roads acquired on or after 1 July 2008 is not included as an asset of Council.

(l) Depreciation of Non-Current Assets

All non-current assets having a limited useful life are separately and systematically depreciated over their useful lives in a manner which reflects the consumption of the future economic benefits embodied in those assets.

Assets are depreciated from the date of acquisition or, in respect of internally constructed assets, from the time the asset is completed and held ready for use.

Depreciation is recognised on a straight-line basis, using rates which are reviewed each reporting period.

Depreciation is recognised on a straight-line basis, using rates which are reviewed each reporting period. Major depreciation periods are as per Council adopted policy F20 Asset Management Policy.

Major depreciation periods are:

Land and Buildings

Land	Not depreciated
------	-----------------

Buildings	50 years
-----------	----------

Minor Buildings and Building Improvements	10 years
---	----------

Furniture and Equipment

Computers	3 years
-----------	---------

Communications	5 years
----------------	---------

Furniture	10 years
-----------	----------

Equipment	5 years
-----------	---------

Plant and Equipment

Light Plant	3 years
-------------	---------

Medium Plant	3 years
--------------	---------

Heavy Plant	10 years
-------------	----------

Minor Plant	10 years
-------------	----------

Roads

Roads	50 years
-------	----------

Runway/ Aprons Taxiways

Runways/ Aprons/ Taxiways	15 years
---------------------------	----------

	20 years
--	----------

Shire of Wyndham-East Kimberley

Adopted Budget 2010-11

Notes to and Forming Part of the Budget For the Year Ended 30 June 2011

1. SIGNIFICANT ACCOUNTING POLICIES (Continued)

(l) Depreciation of Non-Current Assets (Continued)

Footpaths

Footpaths

Drainage

Drainage

10 years

Infrastructure – Parks and Ovals

Parks and Ovals

15 years

Infrastructure - Other

Street Lighting

15 years

Boat Ramps

15 years

(m) Investments and Other Financial Assets

Classification

Council classifies its investments in the following categories: financial assets at fair value through profit or loss, loans and receivables, held-to-maturity investments and available-for-sale financial assets. The classification depends on the purpose for which the investments were acquired. Management determines the classification of its investments at initial recognition and, in the case of assets classified as held-to-maturity, re-evaluates this designation at each reporting date.

(i) *Financial assets at fair value through profit and loss*

Financial assets at fair value through profit or loss are financial assets held for trading. A financial asset is classified in this category if acquired principally for the purpose of selling in the short term. Derivatives are classified as held for trading unless they are designated as hedges. Assets in this category are classified as current assets.

(ii) *Loans and receivables*

Loans and receivables are non-derivative financial assets with fixed or determinable payments that are not quoted in an active market. They are included in current assets, except for those with maturities greater than 12 months after the reporting date which are classified as non-current assets. Loans and receivables are included in trade and other receivables.

(iii) *Held-to-maturity investments*

Held-to-maturity investments are non-derivative financial assets with fixed or determinable payments and fixed maturities that the Council's management has the positive intention and ability to hold to maturity. If Council were to sell other than an insignificant amount of held-to-maturity financial assets, the whole category would be tainted and reclassified as available-for-sale. Held-to-maturity financial assets are included in non-current assets, except for those with maturities less than 12 months from the reporting date, which are classified as current assets.

(iv) *Available-for-sale financial assets*

Available-for-sale financial assets, comprising principally marketable equity securities, are non-derivatives that are either designated in this category or not classified in any of the other categories. They are included in non-current assets unless management intends to dispose of the investment within 12 months of the reporting date. Investments are designated as available-for-sale if they do not have fixed maturities and fixed or determinable payments and management intends to hold them for the medium to long term.

Shire of Wyndham-East Kimberley

Adopted Budget 2010-11

Notes to and Forming Part of the Budget For the Year Ended 30 June 2011

1. SIGNIFICANT ACCOUNTING POLICIES (Continued)

(m) Investments and Other Financial Assets (Continued)

Recognition and derecognition

Regular purchases and sales of financial assets are recognised on trade-date – the date on which Council commits to purchase or sell the asset. Investments are initially recognised at fair value plus transaction costs for all financial assets not carried at fair value through profit or loss. Financial assets carried at fair value through profit or loss are initially recognised at fair value and transaction costs are expensed in the statement of comprehensive income. Financial assets are derecognised when the rights to receive cash flows from the financial assets have expired or have been transferred and Council has transferred substantially all the risks and rewards of ownership.

When securities classified as available-for-sale are sold, the accumulated fair value adjustments recognised in equity are included in the statement of comprehensive income as gains and losses from investment securities.

Subsequent measurement

Loans and receivables and held-to-maturity investments are carried at amortised cost using the effective interest method.

Available-for-sale financial assets and financial assets at fair value through profit and loss are subsequently carried at fair value. Gains or losses arising from changes in the fair value of the financial assets at fair value through profit or loss category are presented in the statement of comprehensive income within other income or other expenses in the period in which they arise. Dividend income from financial assets at fair value through profit and loss is recognised in the statement of comprehensive income as part of revenue from continuing operations when Council's right to receive payments is established. Changes in the fair value of other monetary and non-monetary securities classified as available-for-sale are recognised in equity.

Impairment

Council assesses at each balance date whether there is objective evidence that a financial asset or group of financial assets is impaired. In the case of equity securities classified as available-for-sale, a significant or prolonged decline in the fair value of a security below its cost is considered as an indicator that the securities are impaired. If any such evidence exists for available-for-sale financial assets, the cumulative loss-measured as the difference between the acquisition cost and the current fair value, less any impairment loss on that financial asset previously recognised in profit or loss – is removed from equity and recognised in the statement of comprehensive income. Impairment losses recognised in the statement of comprehensive income on equity instruments classified as available-for-sale are not reversed through the statement of comprehensive income.

(n) Estimation of Fair Value

The fair value of financial assets and financial liabilities must be estimated for recognition and measurement or for disclosure purposes.

The fair value of financial instruments traded in active markets is based on quoted market prices at the reporting date.

The fair value of financial instruments that are not traded in an active market is determined using valuation techniques. Council uses a variety of methods and makes assumptions that are based on market conditions existing at each balance date. These include the use of recent arm's length transactions, reference to other instruments that are substantially the same, discounted cash flow analysis, and option pricing models making maximum use of market inputs and relying as little as possible on entity-specific inputs.

Quoted market prices or dealer quotes for similar instruments are used for long-term debt instruments held. Other techniques, such as estimated discounted cash flows, are used to determine fair value for the remaining financial instruments.

Shire of Wyndham-East Kimberley

Adopted Budget 2010-11

Notes to and Forming Part of the Budget For the Year Ended 30 June 2011

1. SIGNIFICANT ACCOUNTING POLICIES (Continued)

(n) Estimation of Fair Value (Continued)

The nominal value less estimated credit adjustments of trade receivables and payables are assumed to approximate their fair values. The fair value of financial liabilities for disclosure purposes is estimated by discounting the future contractual cash flows at the current market interest rate that is available to the Council for similar financial instruments.

(o) Impairment

In accordance with Australian Accounting Standards the Council's assets, other than inventories, are assessed at each reporting date to determine whether there is any indication they may be impaired.

Where such an indication exists, an estimate of the recoverable amount of the asset is made in accordance with AASB 136 "Impairment of Assets" and appropriate adjustments made.

An impairment loss is recognised whenever the carrying amount of an asset or its cash-generating unit exceeds its recoverable amount. Impairment losses are recognised in the statement of comprehensive income.

For non-cash generating assets such as roads, drains, public buildings and the like, value in use is represented by the depreciated replacement cost of the asset.

At the time of adopting this budget, it is not possible to estimate the amount of impairment losses (if any) as at 30 June 2011. In any event, an impairment loss is a non-cash transaction and consequently, has no impact on this budget document.

(p) Trade and Other Payables

Trade and other payables are carried at amortised cost. They represent liabilities for goods and services provided to the Council prior to the end of the financial year that are unpaid and arise when the Council becomes obliged to make future payments in respect of the purchase of these goods and services. The amounts are unsecured and are usually paid within 30 days of recognition.

(q) Employee Benefits

The provision for employee benefits relates to amounts expected to be paid for long service leave, annual leave, wages, salaries and are calculated as follows:

(i) *Wages, Salaries, Annual Leave and Long Service Leave (Short-term benefits)*

The provision for employees' benefits to wages, salaries, annual leave and long service leave expected to be settled within 12 months represents the amount that the Council has a present obligation to pay resulting from employees' services provided to balance date. The provision has been calculated at nominal amounts based on remuneration rates the Council expects to pay and includes related on-costs.

(ii) *Long Service Leave (Long-term benefits)*

The liability for long service leave is recognised in the provision for employee benefits and measured as the present value of expected future payments to be made in respect of services provided by employees up to the reporting date using the projected unit credit method. Consideration is given to expected future wage and salary levels, experience of employee departures and periods of service. Expected future payments are discounted using market yields at the reporting date on national government bonds with terms to maturity and currency that match as closely as possible, the estimated future cash outflows. Where Council does not have the unconditional right to defer settlement beyond 12 months, the liability is recognised as a current liability.

Shire of Wyndham-East Kimberley

Adopted Budget 2010-11

Notes to and Forming Part of the Budget For the Year Ended 30 June 2011

1. SIGNIFICANT ACCOUNTING POLICIES (Continued)

(r) Interest-bearing Loans and Borrowings

All loans and borrowings are initially recognised at the fair value of the consideration received less directly attributable transaction costs.

After initial recognition, interest-bearing loans and borrowings are subsequently measured at amortised cost using the effective interest method. Fees paid on the establishment of loan facilities that are yield related are included as part of the carrying amount of the loans and borrowings.

Borrowings are classified as current liabilities unless the Council has an unconditional right to defer settlement of the liability for at least 12 months after the reporting date.

Borrowing costs

Borrowing costs are recognised as an expense when incurred except where they are directly attributable to the acquisition, construction or production of a qualifying asset. Where this is the case, they are capitalised as part of the cost of the particular asset.

(s) Provisions

Provisions are recognised when: The Council has a present legal or constructive obligation as a result of past events; it is more likely than not that an outflow of resources will be required to settle the obligation; and the amount has been reliably estimated. Provisions are not recognised for future operating losses.

Where there are a number of similar obligations, the likelihood that an outflow will be required in settlement is determined by considering the class of obligations as a whole. A provision is recognised even if the likelihood of an outflow with respect to any one item included in the same class of obligations may be small.

(t) Leases

Leases of fixed assets where substantially all the risks and benefits incidental to the ownership of the asset, but not legal ownership, are transferred to the company are classified as finance leases. Finance leases are capitalised recording an asset and a liability equal to the present value of the minimum lease payments, including any guaranteed residual value. Leased assets are amortised over their estimated useful lives. Lease payments are allocated between the reduction of the lease liability and the lease interest expense for the period.

Lease payments under operating leases, where substantially all the risks and benefits remain with the lessor, are charged as expenses in the periods in which they are incurred.

(u) Comparative Figures

Where required, comparative figures are to be adjusted to conform with changes in presentation for the current financial year.

(w) Current and Non-Current Classification

In the determination of whether an asset or liability is current or non-current, consideration is given to the time when each asset or liability is expected to be settled. The asset or liability is classified as current if it is expected to be settled within the next 12 months, being the Council's operational cycle. In the case of liabilities where Council does not have the unconditional right to defer settlement beyond 12 months, such as vested long service leave, the liability is classified as current even if not expected to be settled within the next 12 months. Inventories held for trading are classified as current even if not expected to be realised in the next 12 months except for land held for resale where it is held as non-current based on Council's intentions to release for sale.

Shire of Wyndham-East Kimberley

Adopted Budget 2010-11

Notes to and Forming Part of the Budget For the Year Ended 30 June 2011

	2010/11	2009/10	2009/10
	Budget	Actual	Adopted
	\$	\$	Budget
	\$	\$	\$
2. OPERATING REVENUES AND EXPENSES			
(a) Result from Ordinary Activities			
The result from ordinary activities includes:			
(i) Charging as Expenses:			
Depreciation			
<u>By Program</u>			
Governance	0	0	0
General Purpose Funding	0	0	0
Law, Order, Public Safety	5,700	5,703	8,389
Health	3,000	2,813	2,115
Education and Welfare	67,700	67,568	42,606
Housing	69,800	70,369	62,140
Community Amenities	122,300	122,499	66,638
Recreation and Culture	477,000	476,223	363,411
Transport	1,371,500	1,383,602	1,044,962
Economic Services	4,500	4,463	0
Other Property and Services	423,000	417,838	579,849
	<u>2,544,500</u>	<u>2,551,078</u>	<u>2,170,110</u>
<u>By Class</u>			
Land and Buildings	500,000	500,731	359,509
Furniture and Equipment	110,000	117,344	160,772
Plant and Equipment	540,000	530,909	655,677
Roads	958,500	973,052	820,389
Footpaths	39,000	42,112	32,408
Drainage	7,000	6,695	19,428
Parks and Ovals	20,000	0	76,759
Other Infrastructure	370,000	380,235	45,168
	<u>2,544,500</u>	<u>2,551,078</u>	<u>2,170,110</u>
Borrowing Costs (Interest)			
- Debentures (<i>refer note 5(a)</i>)	198,850	103,727	151,149
	<u>198,850</u>	<u>103,727</u>	<u>151,149</u>
(ii) Crediting as Revenues:			
Interest Earnings			
Investments			
- Reserve Funds	337,901	216,975	215,645
- Other Funds	509,239	422,678	120,000
Other Interest Revenue (<i>refer note 13</i>)	56,000	59,917	21,000
	<u>903,140</u>	<u>699,570</u>	<u>356,645</u>

Shire of Wyndham-East Kimberley

Adopted Budget 2010-11

Notes to and Forming Part of the Budget For the Year Ended 30 June 2011

2. OPERATING REVENUES AND EXPENSES (Continued)

(b) Statement of Objective

Vision

For the Shire to be a thriving and vibrant community with unlimited opportunities.

Mission

To develop the Shire in a manner that will achieve the best possible social, cultural and economic outcomes for all.

Commitment

Council and staff will make decisions with integrity, transparency and consistency.

In order to discharge its responsibilities to the community, Council has developed a set of operational and financial objectives. These objectives have been established both on an overall basis and for each of its broad activities/programs.

Council operations as disclosed in this budget encompass the following service orientated activities/programs:

GENERAL PURPOSE FUNDING

Rates, general purpose government grants and interest revenue

GOVERNANCE

Administration and operation of facilities and services to members of Council; other costs that relate to the tasks of assisting elected members and ratepayers on matters which do not concern specific council services

LAW, ORDER, PUBLIC SAFETY

Supervision of various by-laws, fire prevention, emergency services and animal control

HEALTH

Food quality and pest control

EDUCATION AND WELFARE

Operation of day care centre

HOUSING

Provision of staff and residential housing

COMMUNITY AMENITIES

Rubbish Collection services, operation of tips, noise control, administration of the town planning scheme, maintenance of cemeteries, maintenance storm water drainage, environmental services, public conveniences and cemetery operation. Community assistance grants, crime prevention and Youth Services

RECREATION AND CULTURE

Maintenance of halls, aquatic centres, recreation centres and various reserves; operation of library and community development services

TRANSPORT

Construction and maintenance of streets, roads, bridges; cleaning and lighting of streets, depot maintenance. The Provision and operation of airport services

ECONOMIC SERVICES

The regulation and provision of tourism, area promotion, building control, noxious weeds and vermin control.

OTHER PROPERTY & SERVICES

Private works operation, plant repairs, operations and administrative costs

Shire of Wyndham-East Kimberley

Adopted Budget 2010-11

Notes to and Forming Part of the Budget For the Year Ended 30 June 2011

3. ACQUISITION OF ASSETS	2010/11 Budget \$
The following assets are budgeted to be acquired during the year:	
<u>By Program</u>	
Governance	0
General Purpose Funding	0
Law, Order, Public Safety	140,000
Health	0
Education and Welfare	16,000
Housing	2,320,000
Community Amenities	480,000
Recreation and Culture	8,507,518
Transport	15,273,130
Economic Services	1,293,168
Other Property and Services	1,530,085
	<u>29,559,901</u>
<u>By Class</u>	
Land Held for Resale	320,000
Land and Buildings	13,582,998
Furniture and Equipment	484,600
Plant and Equipment	1,292,485
Infrastructure Assets - Roads	4,438,800
Infrastructure Assets - Parks	0
Infrastructure Assets - Footpaths	30,000
Infrastructure Assets - Drainage	449,000
Infrastructure Assets - Other	8,962,018
	<u>29,559,901</u>

To obtain further details of Asset Aquisitions refer to attachment
- Acquisition of Assets - 2010/11 Budget

Shire of Wyndham-East Kimberley

Adopted Budget 2010-11

Notes to and Forming Part of the Budget
For the Year Ended 30 June 2011

4. DISPOSALS OF ASSETS

The following assets are budgeted to be disposed of during the year.

By Program

Transport

Airport Land

Other Property and Services

Light Plant

P326 - M/Duty 4WD S/Cab Tray Top Utility

P103 - Toyota Prado

P204 - Toyota Landcruiser TD

P215-Holden Rodeo DX

P104 - Holden Rodeo Crew Cab LX

P471 - Toyota Hilux SR

P303 - Toyota Hilux 3LTD

Medium Plant

P331 - Wyndham 3 Tonne Truck

Heavy Plant

P474 Caterpillar Loader

Airport Plant

P211 Toyota Hilux S/Cab Utility

Net Book Value	Sale Proceeds	Profit(Loss)
2010/11 BUDGET	2010/11 BUDGET	2010/11 BUDGET
\$	\$	\$
50,000	300,000	250,000
587	13,000	12,413
12,097	30,000	17,903
940	25,800	24,860
6,857	10,000	3,143
664	70,000	69,336
13,603	25,500	11,897
-	24,153	24,153
8,439	18,553	10,114
65,000	65,000	-
9,791	10,000	209
167,978	592,006	424,028

By Class

Land Held for Resale

Land and Buildings

Plant and Equipment

Furniture and Equipment

Infrastructure Assets - Roads

Infrastructure Assets - Parks

Infrastructure Assets - Footpaths

Infrastructure Assets - Drainage

Infrastructure Assets - Other

Net Book Value	Sale Proceeds	Profit(Loss)
2010/11 BUDGET	2010/11 BUDGET	2009/10 BUDGET
\$	\$	\$
50,000	300,000	250,000
0	0	0
117,978	292,006	174,028
0	0	0
0	0	0
0	0	0
0	0	0
0	0	0
0	0	0
0	0	0
167,978	592,006	424,028

Summary

Profit on Asset Disposals

Loss on Asset Disposals

2010/11 BUDGET
\$
424,028
424,028

Shire of Wyndham-East Kimberley Adopted Budget 2010-11

Notes to and Forming Part of the Budget
For the Year Ended 30 June 2011

5. INFORMATION ON BORROWINGS

(a) Debenture Repayments

Particulars	Principal 1-Jul-10	New Loans	Principal Repayments		Principal Outstanding		Interest Repayments	
			2010/11 Budget \$	2009/10 Actual \$	2010/11 Budget \$	2009/10 Actual \$	2010/11 Budget \$	2009/10 Actual \$
Governance	490,000		37,018	0	452,982	490,000	28,949	483
L122 Administration Building Land								
Education and Welfare	0			866,931	0	0	0	0
L 117 Kununurra Childcare Centre			43,680	20,861	501,459	545,139	32,593	4,448
L120 Kununurra Childcare Centre								
Housing	107,842		10,004	9,417	97,838	107,842	6,263	6,862
L115 Staff Housing								
L121 Staff Housing	880,000		0	0	880,000	880,000	47,527	771
NL Wyndham Staff Housing		550,000	0		550,000	0		
Recreation and Culture	602,568		55,897	52,617	546,671	602,568	34,996	38,344
L113 KNX Aquatic Centre Refurbishment								
L114 WYN Recreation Centre	252,755		23,447	22,071	229,308	252,755	14,680	16,084
L118 KNX Youth Centre	213,236		20,457	19,041	192,779	213,236	15,030	16,447
L119 Multi Purpose Courts	342,439		30,186	28,561	312,253	342,439	18,812	20,288
	3,433,979	550,000	220,689	1,019,499	3,763,290	3,433,979	198,850	103,727

All debenture repayments are to be financed by general purpose revenue.

(b) New Debentures - 20010/11
Particulars/Purpose

Amount Borrowed Budget	Institution	Loan Type	Term (Years)	Total Interest & Charges	Interest Rate %	Amount Used Budget	Balance Unspent \$
550,000	WATC	Debenture	10	189,400	6.0	550,000	0

(c) Unspent Debentures

Council had no unspent debenture funds as at 30th June 2010 nor is it expected to have unspent debenture funds as at 30th June 2011.

(d) Overdraft

Council has not utilised an overdraft facility during the financial year.

It is not anticipated that an overdraft facility will be required to be utilised during 2010/11

Shire of Wyndham-East Kimberley

Adopted Budget 2010-11

Notes to and Forming Part of the Budget For the Year Ended 30 June 2011

	2010/11 Budget \$	2009/10 Actual \$	2009/10 Budget \$
6. RESERVES			
(a) Waste Management			
Opening Balance	540,322	349,421	349,655
Amount Set Aside / Transfer to Reserve	1,359,141	261,872	119,208
Amount Used / Transfer from Reserve	(1,588,209)	(70,971)	0
	<u>311,254</u>	<u>540,322</u>	<u>468,863</u>
(b) Airport General			
Opening Balance	4,285,594	4,170,462	4,172,984
Amount Set Aside / Transfer to Reserve	6,454,876	465,728	356,526
Amount Used / Transfer from Reserve	(7,685,847)	(350,596)	0
	<u>3,054,623</u>	<u>4,285,594</u>	<u>4,529,510</u>
(c) Plant and Equipment			
Opening Balance	138,298	240,723	240,957
Amount Set Aside / Transfer to Reserve	6,915	18,985	12,076
Amount Used / Transfer from Reserve	(130,000)	(121,410)	(200,000)
	<u>15,213</u>	<u>138,298</u>	<u>53,033</u>
(d) Leisure Centre			
Opening Balance	69,645	67,406	67,457
Amount Set Aside / Transfer to Reserve	3,482	2,239	2,361
Amount Used / Transfer from Reserve	(60,000)	0	(60,000)
	<u>13,127</u>	<u>69,645</u>	<u>9,818</u>
(e) Parking			
Opening Balance	247,306	152,918	153,032
Amount Set Aside / Transfer to Reserve	62,365	94,388	5,356
Amount Used / Transfer from Reserve	0	0	0
	<u>309,671</u>	<u>247,306</u>	<u>158,388</u>
(f) Non-Potable Water			
Opening Balance	75,498	73,070	73,124
Amount Set Aside / Transfer to Reserve	3,775	2,428	2,559
Amount Used / Transfer from Reserve		0	0
	<u>79,273</u>	<u>75,498</u>	<u>75,683</u>
(g) Civic Buildings			
Opening Balance	6,198	5,999	6,002
Amount Set Aside / Transfer to Reserve	310	199	211
Amount Used / Transfer from Reserve		0	0
	<u>6,508</u>	<u>6,198</u>	<u>6,213</u>
(h) East Kimberley Tourism			
Opening Balance	91,607	78,983	89,034
Amount Set Aside / Transfer to Reserve	14,580	12,624	13,116
Amount Used / Transfer from Reserve		0	0
	<u>106,187</u>	<u>91,607</u>	<u>102,150</u>

Shire of Wyndham-East Kimberley

Adopted Budget 2010-11

Notes to and Forming Part of the Budget
For the Year Ended 30 June 2011

	2010/11 Budget \$	2009/10 Actual \$	2009/10 Budget \$
6. RESERVES (Continued)			
(i) Foreshore			
Opening Balance	38,431	33,808	33,831
Amount Set Aside / Transfer to Reserve	55,472	4,623	58,134
Amount Used / Transfer from Reserve		0	(90,000)
	<u>93,903</u>	<u>38,431</u>	<u>1,965</u>
(j) Staff Entitlement			
Opening Balance	170,204	92,630	92,699
Amount Set Aside / Transfer to Reserve	9,415	77,574	3,245
Amount Used / Transfer from Reserve		0	0
	<u>179,619</u>	<u>170,204</u>	<u>95,944</u>
(k) Staff Housing			
Opening Balance	148,075	19,036	19,051
Amount Set Aside / Transfer to Reserve	7,404	173,632	175,667
Amount Used / Transfer from Reserve	(150,000)	(44,593)	(48,950)
	<u>5,479</u>	<u>148,075</u>	<u>145,768</u>
(l) Recreation Hardcourts			
Opening Balance	8,168	7,905	7,941
Amount Set Aside / Transfer to Reserve	73,408	263	104,278
Amount Used / Transfer from Reserve	(31,000)	0	0
	<u>50,576</u>	<u>8,168</u>	<u>112,219</u>
(m) Bio Security			
Opening Balance	217,778	210,776	210,890
Amount Set Aside / Transfer to Reserve	10,889	7,002	7,381
Amount Used / Transfer from Reserve		0	0
	<u>228,667</u>	<u>217,778</u>	<u>218,271</u>
(n) Aboriginal Health Vehicle			
Opening Balance	0	10,635	10,643
Amount Set Aside / Transfer to Reserve	0	353	0
Amount Used / Transfer from Reserve		(10,988)	(10,643)
	<u>0</u>	<u>0</u>	<u>0</u>
(o) Childcare			
Opening Balance	104,011	431,882	431,849
Amount Set Aside / Transfer to Reserve	15,700	17,952	15,665
Amount Used / Transfer from Reserve	(10,000)	(345,823)	(370,000)
	<u>109,711</u>	<u>104,011</u>	<u>77,514</u>
(p) Parks			
Opening Balance	501,735	681,606	682,792
Amount Set Aside / Transfer to Reserve	25,087	22,644	23,897
Amount Used / Transfer from Reserve	(70,000)	(202,515)	(241,400)
	<u>456,822</u>	<u>501,735</u>	<u>465,289</u>

Shire of Wyndham-East Kimberley

Adopted Budget 2010-11

Notes to and Forming Part of the Budget For the Year Ended 30 June 2011

	2010/11 Budget \$	2009/10 Actual \$	2009/10 Budget \$
6. RESERVES (Continued)			
(q) Developer Contributions - Egret Close			
Opening Balance	115,147	111,445	111,527
Amount Set Aside / Transfer to Reserve	4,853	3,702	0
Amount Used / Transfer from Reserve	(120,000)	0	(111,527)
	<u>0</u>	<u>115,147</u>	<u>0</u>
(r) Legal Fees			
Opening Balance	0	0	0
Amount Set Aside / Transfer to Reserve	0	0	0
Amount Used / Transfer from Reserve	0	0	0
	<u>0</u>	<u>0</u>	<u>0</u>
(s) Youth Bus			
Opening Balance	0	0	0
Amount Set Aside / Transfer to Reserve	10,000	0	0
Amount Used / Transfer from Reserve	0	0	0
	<u>10,000</u>	<u>0</u>	<u>0</u>
(t) Patient Transfer Facility			
Opening Balance	0	0	0
Amount Set Aside / Transfer to Reserve	0	0	0
Amount Used / Transfer from Reserve	0	0	0
	<u>0</u>	<u>0</u>	<u>0</u>
Total Reserves	<u>5,030,633</u>	<u>6,758,017</u>	<u>6,520,628</u>

All of the above reserve accounts are to be supported by money held in financial institutions.

Shire of Wyndham-East Kimberley

Adopted Budget 2010-11

Notes to and Forming Part of the Budget
For the Year Ended 30 June 2011

	2010/11 Budget \$	2009/10 Actual \$	2009/10 Budget \$
6. RESERVES (Continued)			
Summary of Transfers			
Transfers to Reserves			
Waste Management	1,359,141	261,872	119,208
Airport General	6,454,876	465,728	356,526
Plant and Equipment	6,915	18,985	12,076
Leisure Centre	3,482	2,239	2,361
Parking	62,365	94,388	5,356
Non-Portable Water	3,775	2,428	2,559
Civic Buildings	310	199	211
East Kimberley Tourism	14,580	12,624	13,116
Foreshore	55,472	4,623	58,134
Staff Entitlement	9,415	77,574	3,245
Staff Housing	7,404	173,632	175,667
Recreation Hardcourts	73,408	263	104,278
Bio Security	10,889	7,002	7,381
Aboriginal Health Vehicle	0	353	0
Childcare	15,700	17,952	15,665
Parks	25,087	22,644	23,897
Developer Contributions - Egret Close	4,853	3,702	0
Legal Fees	0	0	0
Youth Bus	10,000	0	0
Patient Transfer Facility	0	0	0
	<u>8,107,672</u>	<u>1,166,208</u>	<u>899,680</u>
Transfers from Reserves			
Waste Management	(1,588,209)	(70,971)	0
Airport General	(7,685,847)	(350,596)	0
Plant and Equipment	(130,000)	(121,410)	(200,000)
Leisure Centre	(60,000)	0	(60,000)
Parking	0	0	0
Non-Portable Water	0	0	0
Civic Buildings	0	0	0
East Kimberley Tourism	0	0	0
Foreshore	0	0	(90,000)
Staff Entitlement	0	0	0
Staff Housing	(150,000)	(44,593)	(48,950)
Recreation Hardcourts	(31,000)	0	0
Bio Security	0	0	0
Aboriginal Health Vehicle	0	(10,988)	(10,643)
Childcare	(10,000)	(345,823)	(370,000)
Parks	(70,000)	(202,515)	(241,400)
Developer Contributions - Egret Close	(120,000)	0	(111,527)
Legal Fees	0	0	0
Youth Bus	0	0	0
Patient Transfer Facility	0	0	0
	<u>(9,845,056)</u>	<u>(1,146,896)</u>	<u>(1,132,520)</u>
Total Transfer to/(from) Reserves	<u>(1,737,384)</u>	<u>19,312</u>	<u>(232,840)</u>

In accordance with council resolutions in relation to each reserve account, the purpose for which the reserves are set aside are as follows:

Shire of Wyndham-East Kimberley

Adopted Budget 2010-11

Notes to and Forming Part of the Budget For the Year Ended 30 June 2011

6. RESERVES (Continued)

Waste Management

This reserve is for the upgrade and rationalisation of Refuse Disposal Facilities within the Shire.

Airport General

This reserve is for the improvement of Council's airport facilities, and also acts as the "float" for transferring the profit or loss on the operations of the airports inline with Council Policy F4

Plant and Equipment Replacement

This reserve is for the purchase of major plant and equipment

Leisure Centre

This reserve is for the capital maintenance and upgrading of the Kununurra Leisure Centre

Parking

This Reserve is for the land purchase and/or the construction and maintenance of vehicle parking facilities with the Shire.

Non-Potable Water

This reserve is for the development of non-potable water supply in Wyndham

Civic Buildings

This reserve is for the construction and/or capital maintenance of Civic Buildings within the Shire.

East Kimberley Tourism

This is for the capital maintenance and/or upgrading of the East Kimberley Tourism House.

Foreshore

This reserve is for maintaining the foreshore of Lake Kununurra, funded from the contributions of leases on portion of Reserve 41812

Staff Entitlement

This reserve is to provide for Shire employee entitlements

Staff Housing

This reserve is for the purpose of providing for staff housing requirements

Recreation Hardcourts

This Reserve is for purpose of providing for future capital upgrade of Recreational Hardcourts

Bio Security

To hold funds for use in emergency situations that threaten the bio security of the East Kimberley

Aboriginal Health Vehicle

To provide for the replacement of the vehicle funded through Aboriginal Health Grants

Childcare

To hold lease payments from Kununurra Childcare Centre to provide for the capital maintenance of the building

Parks

To hold the funds from the sale of parks provided by the State to undertake major upgrades and to establish new parks and public open spaces in the Shire

Shire of Wyndham-East Kimberley

Adopted Budget 2010-11

Notes to and Forming Part of the Budget For the Year Ended 30 June 2011

6. RESERVES (Continued)

Developer Contributions - Egret Close

To hold funds from developers for the construction of Egret Close

Legal Fees

To hold funds not expended in any budgt year to accumulate to cover any significant legal costs or expenses related to regulatory prosecution and enforcement matters.

Youth Bus

To transfer fees from hire of Youth Buses to provide funds for repairs, maintenance and replacement of the Youth Buses.

Patient Transfer Facility

Reserve – to hold lease payments from Patient Transfer Facility to fund capital maintenance and or upgrade of the Facility.

2010/11 Budget \$	2009/10 Actual \$
-------------------------	-------------------------

7. NET CURRENT ASSETS

Composition of Estimated Net Current Asset Position

CURRENT ASSETS

Cash - Unrestricted	1,050,000	2,965,257
Cash - Restricted	5,030,633	6,758,017
Cash - Restricted Unspent Grants	136,039	19,934,259
Receivables	560,000	2,028,651
Inventories	7,000	5,072
	<u>6,783,672</u>	<u>31,691,256</u>

LESS: CURRENT LIABILITIES

Payables and Provisions	<u>(1,617,000)</u>	<u>(3,476,440)</u>
NET CURRENT ASSET POSITION	5,166,672	28,214,816
Less: Cash - Restricted	<u>(5,030,633)</u>	<u>(6,758,017)</u>
ESTIMATED SURPLUS/(DEFICIENCY) C/FWD	<u><u>136,039</u></u>	<u><u>21,456,799</u></u>

The estimated surplus/(deficiency) c/fwd in the 2009/10 actual column represents the surplus (deficit) brought forward as at 1 July 2010.

The estimated surplus/(deficiency) c/fwd in the 2010/11 budget column represents the surplus (deficit) carried forward as at 30 June 2011.

Shire of Wyndham-East Kimberley Adopted Budget 2010-11

Notes to and Forming Part of the Budget
For the Year Ended 30 June 2011

8. RATING INFORMATION - 2010/11 FINANCIAL YEAR

RATE TYPE	Rate in \$	Number of Properties	Rateable Value \$	Budgeted Rate Revenue \$	Budgeted Interim Rates \$	Budgeted Back Rates \$	Budgeted Total Revenue \$	2009/10 Actual \$
Differential General Rate								
GRV - Townsites	7.1200	1,505	52,613,818	3,746,104	8,511	0	3,754,615	3,496,219
GRV - Other	5.6960	1	101,764	5,796	0	0	5,796	8,250
UV - Rural Agriculture 1	0.4826	100	107,614,000	519,345	0	0	519,345	464,453
UV - Rural Agriculture 2	0.4321	113	54,978,500	237,562	0	0	237,562	238,077
UV - Rural Residential	0.6997	93	33,051,100	231,259	0	0	231,259	219,183
UV - Other	0.4574	0	0	0	0	0	0	0
UV - Pastoral	1.8299	22	13,450,819	246,137	0	0	246,137	225,063
UV - Mining	9.1090	53	2,109,860	192,187	0	0	192,187	165,822
Sub-Totals		1,887	263,919,861	5,178,390	8,511	0	5,186,901	4,817,067
Minimum Rates	Minimum \$							
GRV - Townsites	830.00	386	3,013,684	320,380	0	0	320,380	319,140
GRV - Other	830.00	0	0	0	0	0	0	0
UV - Rural Agriculture 1	830.00	8	593,800	6,640	0	0	6,640	11,032
UV - Rural Agriculture 2	830.00	0	0	0	0	0	0	0
UV - Rural Residential	830.00	0	0	0	0	0	0	0
UV - Other	830.00	0	0	0	0	0	0	0
UV - Pastoral	830.00	4	113,355	3,320	0	0	3,320	788
UV - Mining	1100.00	76	245,149	83,600	0	0	83,600	109,000
Sub-Totals		474	3,965,988	413,940	0	0	413,940	439,960
Ex Gratia Rates							5,600,841	5,257,027
Specified Area Rates (Note 9)							5,100	5,085
							0	0
Discounts							5,605,941	5,262,112
Excess Rates Adjustment							(140,000)	(132,126)
Totals							5,465,941	20,677
								5,150,663

Shire of Wyndham-East Kimberley Adopted Budget 2010-11

Notes to and Forming Part of the Budget
For the Year Ended 30 June 2011

8. RATING INFORMATION (Continued) - 2010/11 FINANCIAL YEAR

All land except exempt land in the Shire of Wyndham East Kimberley is rated according to its Gross Rental Value (GRV) in townships or Unimproved Value (UV) in the remainder of the Shire.

The general rates detailed above for the 2010/11 financial year have been determined by Council on the basis of raising the revenue required to meet the deficiency between the total estimated expenditure proposed in the budget and the estimated revenue to be received from all sources other than rates and also considering the extent of any increase in rating over the level adopted in the previous year.

The minimum rates have been determined by Council on the basis that all ratepayers must make a reasonable contribution to the cost of the Local Government services/facilities.

Differential Rates

A Public Notice pursuant to Section 6.36(1) of the Local Government Act 1995 was published in the Kimberley Echo on 1 July 2010. Submissions from electors and ratepayers were invited up to 4.00pm on 22 July 2010. No submissions were received. The Differential Rates advertised are detailed in the table below.

	Cents in the dollar	Min Rate \$
GRV - Townsites	11.8417	830
GRV - Other	9.4734	830
UV - Rural /Agricultural 1	0.4872	830
UV - Rural /Agricultural 2	0.5729	830
UV - Rural Residential	0.7117	830
UV - Pastoral	9.1488	830
UV - Mining	11.4675	1,055
UV - Other	0.53	830

The UV Differential rates adopted are different to these advertised rates due to UV and GRV revaluations being received after the notice was published.

The adopted rates raise the same total rates from each rating category as the advertised.

Shire of Wyndham-East Kimberley

Adopted Budget 2010-11

Notes to and Forming Part of the Budget For the Year Ended 30 June 2011

9. SPECIFIED AREA RATE - 2010/11 FINANCIAL YEAR

The Shire of Wyndham East Kimberley did not have an specified area rates for 2009/10 and does not plan to raise any specified area rates in 2010/11.

10. SERVICE CHARGES - 2010/11 FINANCIAL YEAR

The Shire of Wyndham East Kimberley does not impose a service charge on any of the prescribed services listed under Local Government (Financial Management) Regulations 1996, regulation 54.

11. FEES & CHARGES REVENUE	2010/11 Budget \$	2009/10 Actual \$
Governance	30,200	31,147
General Purpose Funding	15,000	15,249
Law, Order, Public Safety	19,700	13,530
Health	24,500	48,372
Education and Welfare	58,500	57,602
Housing	125,208	144,645
Community Amenities	1,347,725	1,220,039
Recreation & Culture	392,050	332,513
Transport	4,007,096	3,647,630
Economic Services	139,500	210,358
Other Property & Services	0	909
	<u>6,159,479</u>	<u>5,721,994</u>

12. RATE PAYMENT DISCOUNTS, WAIVERS & CONCESSIONS. - 2010/11 FINANCIAL YEAR

A discount of 5% of the current rates levied (excluding service charges) will be offered to rate payers whose payment of the full amount owing, including arrears, and service charges is received on or before 2 September 2010 or 14 days after the date of service appearing on the rate notice whichever is later.

The discount will not apply to interim rates issued after the billing date. The total value of the discount is estimated to be \$140,000

Council has granted a waiver of rates in accordance with discretionary powers provided by section 6.47 of the Local Government Act 1985 to Wyndham Gardens (Inc) on A502 (Lot 1 Civic Way Wyndham). The waiver is valued at \$830.00.

Shire of Wyndham-East Kimberley

Adopted Budget 2010-11

Notes to and Forming Part of the Budget For the Year Ended 30 June 2011

13. INTEREST CHARGES AND INSTALMENTS - 2010/11 FINANCIAL YEAR

Rates are due and payable on 23 September 2010 or 35 days after the date of service appearing on the rate notice whichever is later.

An interest rate of 11% will be charged on all rate payments which are late. It is estimated this will generate income of \$35,000.

Instalment Options

Instalment options are available to ratepayers for payment of their rates.

Option 1 (Full Payment)

Full amount of rates and charges including arrears to be paid on or before 23 September 2010 or 35 days after the date of service appearing on the rate notice whichever is later.

Option 2 (Two Instalments)

First instalment to be received on or before 23 September 2010 or 35 days after the date of service appearing on the rate notice whichever is later and including all arrears and half of the current rates and service charges. The second instalment to be made on 27 January 2011 or four months and 35 days from service of rates notice whichever is later.

Option 3 (Four Instalments)

First instalment to be received on or before 23 September 2010 or 35 days after the date of service appearing on the rate notice whichever is later and including all arrears and half of the current rates and service charges. The second, third and fourth instalments are to be made on 25 November 2010, 27 January 2011 and 24 March 2011 or at two month intervals whichever is later.

The cost of instalment plans will comprise a simple interest of 5.5%p.a calculated from the date of the first instalment is due, together with an administration fee of \$5.00 for each instalment notice (ie \$15 for option 3)

The revenue from the imposition of the interest and administration charge under this option is estimated at \$21,000 as is dissected as follows:

	2010/11 Budget \$	
Interest on Unpaid Rates	35,000	
Charges on Instalment Plan	5,000	
Interest on Instalment Plan	16,000	
	<u>56,000</u>	
	2010/11 Budget \$	2009/10 Actual \$

14. COUNCILLORS' REMUNERATION

The following fees, expenses and allowances were paid to council members and/or the president.

Meeting Fees	60,000	56,000
President's Allowance	18,000	12,000
Deputy President's Allowance	4,500	3,000
Travelling Expenses	2,000	1,369
Technology Allowance	9,000	8,333
Telecommunications Allowance	21,600	20,000
	<u>115,100</u>	<u>100,702</u>

Shire of Wyndham-East Kimberley

Adopted Budget 2010-11

Notes to and Forming Part of the Budget For the Year Ended 30 June 2011

15. NOTES TO THE CASH FLOW STATEMENT

(a) Reconciliation of Cash

For the purposes of the cash flow statement, cash includes cash and cash equivalents, net of outstanding bank overdrafts. Estimated cash at the end of the reporting period is as follows:

	2010/11 Budget \$	2009/10 Actual \$	2009/10 Budget \$
Cash - Unrestricted	1,050,000	2,965,257	500,000
Cash - Restricted	5,166,672	26,692,276	6,950,242
	<u>6,216,672</u>	<u>29,657,533</u>	<u>7,450,242</u>

The following restrictions have been imposed by regulation or other externally imposed requirements:

Reserves

Waste Management	311,254	540,322	468,863
Airport General	3,054,623	4,285,594	4,529,510
Plant and Equipment	15,213	138,298	53,033
Leisure Centre	13,127	69,645	9,818
Parking	309,671	247,306	158,388
Non-Portable Water	79,273	75,498	75,683
Civic Buildings	6,508	6,198	6,213
East Kimberley Tourism	106,187	91,607	102,150
Foreshore Reserve	93,903	38,431	1,965
Staff Entitlement	179,619	170,204	95,944
Staff Housing	5,479	148,075	145,768
Recreation Hard courts	50,576	8,168	112,219
Bio Security	228,667	217,778	218,271
Childcare	109,711	104,011	77,514
Parks	456,822	501,735	465,289
Developer Contributions - Egret Close	0	115,147	0
Youth Bus Reserve	10,000	0	0
	<u>5,030,633</u>	<u>6,758,017</u>	<u>6,520,628</u>

Other Restricted Cash - Unspent Grants

Club Development Officer (DSR)	25,066	27,066	35,277
Youth Services Grants (ICC)	0	77,265	196,639
Youth Services Grants (DCP)	0	0	47,932
Youth Services Grants (FACCIA)	0	0	149,766
Sustainable Regions	26,300	26,300	0
Grants Commission (AAR)	0	230,000	0
Roads to Recovery (DOTARS)	24,673	361,880	0
Regional Road Group (MRWA)	0	191,156	0
Regional Local Community Infrastructure (DLGRD)	0	204,000	0
East Kimberley Development Package (ONA)	0	6,653,075	0
Kimberley Regional Grants Scheme (KDC)	60,000	280,000	0
Forward Capital Planning (DLGRD)	0	35,000	0
Kimberley Zone (Members)	0	95,817	0
Kimberley Zone Strategic Planning (DLGRD)	0	98,212	0
Kimberley Zone Aboriginal Community Housing (KDC)	0	10,000,000	0
Roadwise (MRWA)	0	2,872	0
Kids in Clubs	0	25,000	0
Recreational Services	0	9,227	0
Weed Control (DEC)	0	2,000	0
R4R - Country Local Government Fund (DRDL/DLGRD)	0	1,615,389	0
	<u>136,039</u>	<u>19,934,259</u>	<u>429,614</u>
Total Restricted Cash	<u>5,166,672</u>	<u>26,692,276</u>	<u>6,950,242</u>

Shire of Wyndham-East Kimberley

Adopted Budget 2010-11

Notes to and Forming Part of the Budget
For the Year Ended 30 June 2011

15. NOTES TO THE CASH FLOW STATEMENT

(b) Reconciliation of Net Cash Provided By Operating Activities to Net Result

	2010/11 Budget \$	2009/10 Actual \$	2009/10 Budget \$
Net Result	3,427,566	21,848,667	6,704,107
Depreciation	2,544,500	2,551,078	2,170,110
(Profit)/Loss on Sale of Asset	(424,028)	(239,723)	(453,439)
(Increase)/Decrease in Receivables	1,542,172	(912,377)	(446,040)
(Increase)/Decrease in Inventories	(1,928)	1,315	5,907
Increase/(Decrease) in Payables	(2,030,613)	1,534,706	(352,666)
Increase/(Decrease) in Employee Provisions	(116,946)	119,782	170,000
Grants/Contributions for the Development of Assets	(13,158,911)	(10,315,276)	(6,505,221)
Net Cash from Operating Activities	(8,218,188)	14,588,172	1,292,758

(c) Undrawn Borrowing Facilities Credit Standby Arrangements

Bank Overdraft limit	0	0	0
Bank Overdraft at Balance Date	0	0	0
Credit Card limit			
Credit Card Balance at Balance Date	0	0	0
Total Amount of Credit Unused	0	0	0

Loan Facilities

Loan Facilities in use at Balance Date	0	0	0
Unused Loan Facilities at Balance Date	0	0	0

16. TRUST FUNDS

Funds held at balance date over which the Municipality has no control and which are not included in the financial statements are as follows:

Detail	Balance 01-Jul-10 \$	Amounts Received \$	Amounts Paid (\$)	Balance 30-Jun-11 \$
Housing Bond	9,020	5,000	(5,000)	9,020
Councillor Nomination Fees	0	400	(400)	0
ASIC - Airport Security Card	5,800	2,000	3,000	10,800
Footpath Bonds	32,293	15,000	(30,000)	17,293
Hall Hire Bonds Kununurra Leisure Centre	150	450	(600)	0
Hall Hire Bonds Peter Reid Memorial Hall	100	500	(600)	0
Wyndham Port Hall Bond	10,000	0	0	10,000
Wyndham Oval Hire Bonds	400	200	(600)	0
Kununurra Youth Centre Bond	1,200	1,000	(1,200)	1,000
Other	40	0	(40)	0
Public Open Space Contributions	350,654	80,000	0	430,654
	409,657	104,550	(35,440)	478,767

Shire of Wyndham-East Kimberley

Adopted Budget 2010-11

Notes to and Forming Part of the Budget For the Year Ended 30 June 2011

17. MAJOR LAND TRANSACTIONS

Council will receive \$1,078,168 from the Royalties for Regions Infrastructure Fund in 2010/11. This grant is required to be used for infrastructure projects.

Council previously elected to use the 2008/09 and 2009/10 grant, a total of \$2.81 Million, from this fund to undertake a major land transaction in the development of 11 units of accommodation for sale. The funds from 2008/09 were received and held for this project but the 2009/10 funds were not paid as originally advised by the grantor.

The State Government agreed to sell 5,000m² in Water Lily Place to Council for \$50,000. As part of the agreement a transfer to the Foreshore Reserve from profits was required.

Council intended to use the proceeds from sale to provide a significant contribution to the construction of a new Council Administration Centre in Kununurra.


In 2009/10 Council undertook a tender process for the construction of the accommodation. The cost was well in excess of the amounts anticipated and the project was put on hold.

In adopting this budget Council has allocated the 2010/11 grant amount of \$1,078,168 to this project. Options are still to be considered and the Business Plan will require significant revision.

The funds received in 2008/09 and held as unspent grants have been allocated in this budget to Staff Housing.

18. TRADING UNDERTAKINGS AND MAJOR TRADING UNDERTAKINGS


It is not anticipated that any trading undertakings or major trading undertakings will occur in 2010/11.



Shire of
Wyndham East Kimberley

Budget Schedules

2010-11



Shire of Wyndham-East Kimberley Adopted Budget 2010-11

Asset Additions by Class
For the Year Ended 30 June 2011

Description	General Ledger	Budget	Reserve Funding	Sale of Assets	Grants	Carry Forward Grants	Other Funds	Net Cost to Council	Revenue Source	Revenue GL
Land Held for Resale										
East Kimberley Regional Airport	04120716	70,000				70,000		0	C/Fwd Kimberley Regional Grants	
Wyndham Airport	04120810	250,000	250,000					0	Scheme (KDC)	03017002
		320,000	250,000			70,000		0	Airport General Reserve	
Land and Buildings										
Staff Housing	04090109	320,000				320,000		0	C/Fwd Royalties for Regions	
Staff Housing	04090111	1,300,000				1,295,389		4,611	C/Fwd Royalties for Regions	
Staff Housing	04090108	700,000	150,000				550,000	0	Staff Housing Reserve	03017013
Emergency Services	04050410	40,000						40,000	New Loan	03090190
Emergency Services	04050210	100,000			100,000			0	FESA	03050210
Wyndham Childcare Centre	04080410	6,000						6,000		
Kununurra Childcare Centre	04080610	10,000	10,000					0	Childcare Reserve	03017017
Kununurra Landfill Site	04100110	75,000				65,000		10,000	C/Fwd Regional Local Community Infrastructure Grant	
Public Conveniences	04100811	20,000						20,000		
Public Conveniences	04100812	25,000						25,000		
Kununurra Leisure Centre	04110810	60,000	60,000					0	Leisure Centre Reserve	03017005
Kununurra Leisure Centre	04110811	8,000						8,000		
Kununurra Leisure Centre	04110811	50,000						50,000		
Kununurra Leisure Centre	04110813	209,000			209,000			0	Regional Local Community Infrastructure Grant	03110610
Kununurra Swimming Complex	04110311	60,000						60,000		
East Kimberley Regional Airport	04120718	101,830	101,830					0	Airport General Reserve	03017002
									Airport General Reserve East Kimberley Development Package (\$500K)	03017002
									Regional Airport Development Scheme (\$1.8m)	03120716
East Kimberley Regional Airport	04120719	9,000,000	2,450,000			4,250,000		0	C/Fwd East Kimberley Development Package	03120717
Wyndham Airport	04120812	5,000	5,000					0	Package	
								0	Airport General Reserve	03017002
									Royalties for Regions C/Fwd Kimberley Development Package (KDC)	03090210
Waterlily Place Development	04130613	1,228,168			1,078,168	150,000		200,000		
Wyndham Depot	04140211	200,000						65,000		
Kununurra Administration	04140410	65,000						488,611		
		13,582,998	2,776,830		3,687,168	6,080,389	550,000			

Shire of Wyndham-East Kimberley

Adopted Budget 2010-11

Asset Additions by Class
For the Year Ended 30 June 2011

Description	General Ledger	Budget	Reserve Funding	Sale of Assets	Grants	Carry Forward Grants	Other Funds	Net Cost to Council	Revenue Source	Revenue GL
Furniture and Equipment										
Kununurra Youth Centre	04101210	145,000			145,000			0	Lotterywest	03101210
Wyndham Youth Service	04101211	90,000			90,000			0	\$50K AGD, \$40K Lotterywest	03101211
Kununurra Youth Centre	04101213	10,000						10,000		
Wyndham Library	04111510	2,500						2,500		
Kununurra Swimming Complex	04110313	16,000						16,000		
East Kimberley Regional Airport	04120723	25,000	25,000					0	Airport General Reserve	03017002
Information Technology	04140610	33,500						33,500		
Information Technology	04140611	19,000						19,000		
Information Technology	04140612	9,600						9,600		
Information Technology	04140613	52,000						52,000		
Information Technology	04140614	12,000						12,000		
Information Technology	04140615	55,000						55,000		
Information Technology	04140411	9,000						9,000		
Records Management	04140617	6,000						6,000		
		484,600	25,000		235,000			224,600		
Plant and Equipment										
East Kimberley Youth Services	04101212	65,000			65,000			0	Attorney Generals Department	03101212
Recycling Plant	04100111	50,000	30,000					0	Waste Reserve	03017001
Checked Baggage Screening	04120713	55,000	55,000		20,000			0	Recycling Capital Grant	03100510
Airport Plant - Purchase Price	04120714	33,500	23,500	10,000				0	Airport General Reserve	03017002
Airport Plant - Purchase Price	04120714	20,000	20,000					0	Airport General Reserve	03017002
Heavy Plant - Purchase Price	04140810	400,000	335,000	65,000				0	Airport Plant - Trade Value	03120714
Medium Plant - Purchase Price	04140811	29,900							Airport General Reserve	03017002
Medium Plant - Purchase Price	04140811	27,000						29,900	Waste Reserve	03017001
Medium Plant - Purchase Price	04140811	50,000						27,000	Heavy Plant - Trade Value	03140810
Medium Plant - Purchase Price	04140811	40,000						50,000		
Medium Plant - Purchase Price	04140811	130,000	130,000					40,000		
Medium Plant - Purchase Price	04140811	88,509		18,553				69,956	Plant Reserve	03017003
Light Plant - Purchase Price	04140812	10,105						10,105	Medium Plant - Trade Value	03140812
Light Plant - Purchase Price	04140812	5,421						5,421		
Light Plant - Purchase Price	04140812	35,000		13,000				22,000	Light Plant - Trade Value	03140811
Light Plant - Purchase Price	04140812	66,449		30,000				36,449	Light Plant - Trade Value	03140811
Light Plant - Purchase Price	04140812	45,000		25,800				19,200	Light Plant - Trade Value	03140811
Light Plant - Purchase Price	04140812	45,000		10,000				35,000	Light Plant - Trade Value	03140811
Light Plant - Purchase Price	04140812	56,935		25,500				31,435	Light Plant - Trade Value	03140811
Light Plant - Purchase Price	04140812	39,666		24,153				15,513	Light Plant - Trade Value	03140811
		1,292,485	593,500	222,006	85,000			391,979		

Shire of Wyndham-East Kimberley Adopted Budget 2010-11

Asset Additions by Class
For the Year Ended 30 June 2011

Description	General Ledger	Budget	Reserve Funding	Sale of Assets	Grants	Carry Forward Grants	Other Funds	Net Cost to Council	Revenue Source	Revenue GL
Infrastructure Assets - Roads										
Kalumburu Road - Re-Sheet	04120210	1,550,000			1,320,000	230,000			\$840K R2R Special Projects 09/10 \$115K AAR State - 09/10 \$230 C/Fwd AAR - Comm 09/10 \$115K AAR State - 10/11 \$250K AAR Comm - 10/11	03120217 03120211 03120211 03120210
Road Reseals - Townsites	04120211	260,000			99,957	60,043		100,000	\$60,043 C/Fwd R2R \$99,957 R2R	03120214
Weaber Plain Road - RRG - Reconstruct	04120213	562,500			177,250	385,250			\$C/Fwd R2R \$177,250 RRG	03120212
Bullrun Road - Construct and Seal	04120224	80,000						80,000	\$191,156 C/fwd RRG	03120212
Research Station Road - RRG - Road Repairs	04120225	240,300			160,200			80,100	Regional Road Group	
Messmate Way Roundabout - Reconstruct and Seal	04120226	250,000						250,000		
Crossing Falls Road - Road Shoulder Repairs	04120219	16,000						16,000		
Weero Road - Construct and Seal	04120283	670,000					335,000	335,000	Developer Contributions	03120215
Research Station Road - RRG - Construct and Seal	04120285	360,000			350,000			10,000	Roads to Recovery	03120214
Packsaddle Road - Road Shoulder Repairs	04120287	100,000						100,000		
Cato Court - Reconstruction	04120289	150,000			120,000			30,000	Roads to Recovery	03120214
Egret Close - Construct and Seal	04120290	200,000	120,000					80,000	Developer Contributions Egret Close Reserve	03017019
		4,438,800	120,000		2,227,407	675,293	335,000	1,081,100		
Infrastructure Assets - Footpaths										
Parks - Lakeside Linkpath	04111210	30,000	30,000						Parks Reserve	03017018
		30,000	30,000					0		
Infrastructure Assets - Drainage										
River Farm Road - Drainage Upgrades	04120251	120,000				65,000		55,000	R2R C/Fwd Grant	
Drainage - Feature Survey	04120257	100,000						100,000		
Drainage - Picture Gardens/Coolibah	04120258	200,000						200,000		
Barding Loop - Sub-soil Drainage	04120292	29,000				29,000		0	R2R C/Fwd Grant	
		449,000				94,000		355,000		

Shire of Wyndham-East Kimberley Adopted Budget 2010-11

Asset Additions by Class
For the Year Ended 30 June 2011

Description	General Ledger	Budget	Reserve Funding	Sale of Assets	Grants	Carry Forward Grants	Other Funds	Net Cost to Council	Revenue Source	Revenue GL
Infrastructure Assets - Other										
Wyndham BMX Track	04111111	60,000	20,000		40,000			0	Parks Reserve	03017018
Wyndham Pool Upgrade	04110410	63,992						63,992	\$20K DSR, \$20K Lotteries	03111111
Wyndham Swimming Complex	04110420	67,380							C/Fwd Regional Local Community Infrastructure Grant	
Kununurra Swimming Complex	04110312	198,000				54,000		13,380		
Kununurra Oval	04111011	7,500						198,000		
Wyndham Recreational Jetty	04110611	4,580,621			4,500,000	80,621		7,500		
Aboriginal Hostel/Community Oval	04110612	3,003,525			1,625,000	1,378,525		0	EKDP Current and C/Fwd Grant	03110611
Multi Purpose Courts Redevelopment	04111010	31,000	31,000					0	EKDP Current and C/Fwd Grant	03110612
Celebrity Tree Park	04111222	20,000	20,000					0	Recreational Hardcourts Reserve	03017014
Celebrity Tree Park	04111221	40,000						0	Parks Reserve	03017018
Street Light Upgrades	04120280	30,000				40,000		0	C/Fwd Regional Local Community Infrastructure Grant	
Bridge Maintenance	04120282	100,000						30,000		
RPT Taxiway Upgrade - East Kimberley Regional Airport	04120720	650,000	650,000					100,000		
Reticulation Works East Kimberley Regional Airport	04120724	20,000	20,000					0	Airport General Reserve	03017002
Coolibah Drive - Irrigation Mainline	04120227	25,000						0	Airport General Reserve	03017002
Tourism & Area Promotion	04130210	65,000						25,000	C/Fwd Regional Local Community Infrastructure Grant	
		8,962,018	741,000		6,165,000	45,000		20,000		
						1,598,146		457,872		
		29,559,901	4,536,330	222,006	12,399,575	8,517,828	885,000	2,999,162		

Shire of Wyndham-East Kimberley

Adopted Budget 2010-11

Asset Additions by Program
For the Year Ended 30 June 2011

Description	General Ledger	Budget	Reserve Funding	Sale of Assets	Grants	Carry Forward Grants	Other Funds	Net Cost to Council	Revenue Source	Revenue GL
Law, Order and Public Safety										
Emergency Services	04050210	100,000			100,000			0	FESA	03050210
Emergency Services	04050410	40,000						40,000		
		140,000			100,000			40,000		
Education and Welfare										
Wyndham Childcare Centre	04080410	6,000						6,000		
Kununurra Childcare Centre	04080610	10,000	10,000					0	Childcare Reserve	03017017
		16,000	10,000					6,000		
Housing										
Staff Housing	04090108	700,000	150,000				550,000	0	Staff Housing Reserve	03017013
Staff Housing	04090109	320,000				320,000		0	New Loan	03090190
Staff Housing	04090111	1,300,000				1,295,389		4,611	C/Fwd Royalties for Regions	
		2,320,000	150,000			1,615,389	550,000	4,611	C/Fwd Royalties for Regions	
Community Amenities										
Kununurra Landfill Site	04100110	75,000				65,000		10,000	C/Fwd Regional Local Community Infrastructure Grant	03017001
Recycling Plant	04100111	50,000	30,000		20,000			0	Waste Reserve	03100510
Public Conveniences	04100811	20,000						20,000	Recycling Capital Grant	
Public Conveniences	04100812	25,000						25,000		
Kununurra Youth Centre	04101210	145,000			145,000			0	Lotterywest	03101210
Wyndham Youth Service	04101211	90,000			90,000			0	\$50K AGD, \$40K Lotterywest	03101211
East Kimberley Youth Services	04101212	65,000			65,000			0	Attorney Generals Department	03101212
Kununurra Youth Centre	04101213	10,000						10,000		
		480,000	30,000		320,000	65,000		65,000		

Shire of Wyndham-East Kimberley

Adopted Budget 2010-11

Asset Additions by Program
For the Year Ended 30 June 2011

Description	General Ledger	Budget	Reserve Funding	Sale of Assets	Grants	Carry Forward Grants	Other Funds	Net Cost to Council	Revenue Source	Revenue GL
Recreation and Culture										
Kununurra Swimming Complex	04110311	60,000						60,000		
Kununurra Swimming Complex	04110312	198,000						198,000		
Kununurra Swimming Complex	04110313	16,000						16,000		
Wyndham Pool Upgrade	04110410	63,992						63,992		
Wyndham Swimming Complex	04110420	67,380						13,380	C/Fwd Regional Local Community Infrastructure Grant	
Wyndham Recreational Jetty	04110611	4,580,621			4,500,000	80,621		0	EKDP Current and C/Fwd Grant	03110611
Aboriginal Hostel/Community Oval	04110612	3,003,525			1,625,000	1,378,525		0	EKDP Current and C/Fwd Grant	03110612
Kununurra Leisure Centre	04110810	60,000	60,000					0	Leisure Centre Reserve	03017005
Kununurra Leisure Centre	04110811	8,000						8,000		
Kununurra Leisure Centre	04110811	50,000						50,000		
Kununurra Leisure Centre	04110813	209,000			209,000			0	Regional Local Community Infrastructure Grant	03110610
Multi Purpose Courts Redevelopment	04111010	31,000	31,000					0	Recreational Hardcourts Reserve	03017014
Kununurra Oval	04111011	7,500						7,500		
Wyndham BMX Track	04111111	60,000	20,000		40,000			0	Parks Reserve	03017018
Parks - Lakeside Linkpath	04111210	30,000	30,000					0	\$20K DSR, \$20K Lotteries Parks Reserve	03111111
Celebrity Tree Park	04111221	40,000				40,000		0	C/Fwd Regional Local Community Infrastructure Grant	03017018
Celebrity Tree Park	04111222	20,000	20,000					0	Parks Reserve	03017018
Wyndham Library	04111510	2,500						2,500		
		8,507,518	161,000		6,374,000	1,553,146		419,372		

Shire of Wyndham-East Kimberley

Adopted Budget 2010-11

Asset Additions by Program
For the Year Ended 30 June 2011

Description	General Ledger	Budget	Reserve Funding	Sale of Assets	Grants	Carry Forward Grants	Other Funds	Net Cost to Council	Revenue Source	Revenue GL
Transport										
Kalumbaru Road - Re-Sheet	04120210	1,550,000			1,320,000	230,000		0	\$840K R2R Special Projects 09/10 \$115K AAR State - 09/10 \$230 C/Fwd AAR - Comm 09/10 \$115K AAR State - 10/11 \$250K AAR Comm - 10/11	03120217 03120211 03120211 03120210
Road Reseals - Townsites	04120211	260,000			99,957	60,043		100,000	\$60,043 C/Fwd R2R \$99,957 R2R	03120214
Weaver Plain Road - RRG - Reconstruct	04120213	562,500							\$C/Fwd R2R	03120212
Crossing Falls Road - Road Shoulder Repairs	04120219	16,000			177,250	385,250		16,000	\$177,250 RRG \$191,156 C/fwd RRG	03120212
Bullrun Road - Construct and Seal	04120224	80,000						80,000	Regional Road Group	03120212
Research Station Road - RRG - Road Repairs	04120225	240,300			160,200			80,100		
Messmate Way Roundabout - Reconstruct and Seal	04120226	250,000						250,000		
Coolibah Drive - Irrigation Mainline	04120227	25,000						25,000		
River Farm Road - Drainage Upgrades	04120251	120,000				65,000		55,000	R2R C/Fwd Grant	
Drainage - Feature Survey	04120257	100,000						100,000		
Drainage - Picture Gardens/Coolibah	04120258	200,000						200,000		
Street Light Upgrades	04120280	30,000						30,000		
Bridge Maintenance	04120282	100,000						100,000		
Weero Road - Construct and Seal	04120283	670,000					335,000	335,000	Developer Contributions	03120215
Research Station Road - RRG - Construct and Seal	04120285	360,000			350,000			10,000	Regional Road Group	03120214
Packsaddle Road - Road Shoulder Repairs	04120287	100,000						100,000		
Cato Court - Reconstruction	04120289	150,000			120,000			30,000	Roads to Recovery Developer Contributions Egret Close Reserve	03120214
Egret Close - Construct and Seal	04120290	200,000	120,000					80,000	Reserve	03017019
Barding Loop - Sub-soil Drainage	04120292	29,000				29,000		0	R2R C/Fwd Grant	
Checked Baggage Screening	04120713	55,000	55,000					0	Airport General Reserve	03017002
Airport Plant - Purchase Price	04120714	33,500	23,500	10,000				0	Airport General Reserve	03017002
Airport Plant - Purchase Price	04120714	20,000	20,000					0	Airport Plant - Trade Value	03120714
East Kimberley Regional Airport	04120716	70,000				70,000		0	Airport General Reserve C/Fwd Kimberley Regional Grants	03017002
East Kimberley Regional Airport	04120718	101,830	101,830					0	Scheme (KDC) Airport General Reserve	03017002 03017002
East Kimberley Regional Airport									Airport General Reserve EK Development Package (\$500K) Regional Airport Dev Scheme (\$1.8m)	03120716
East Kimberley Regional Airport	04120719	9,000,000	2,450,000		2,300,000	4,250,000		0	C/Fwd EK Development Package	03120717
RPT Taxiway Upgrade - East Kimberley Regional Airport	04120720	650,000	650,000					0	C/Fwd EK Development Package	03017002
East Kimberley Regional Airport	04120723	25,000	25,000					0	Airport General Reserve	03017002
Reticulation Works East Kimberley Regional Airport	04120724	20,000	20,000					0	Airport General Reserve	03017002
Wyndham Airport	04120810	250,000	250,000					0	Airport General Reserve	03017002
Wyndham Airport	04120812	5,000	5,000	Page 52 of 70				0	Airport General Reserve	03017002
		15,273,130	3,720,330	10,000	4,527,407	5,089,293	335,000	1,591,100		


Shire of Wyndham-East Kimberley

Adopted Budget 2010-11

Asset Additions by Program
For the Year Ended 30 June 2011

Description	General Ledger	Budget	Reserve Funding	Sale of Assets	Grants	Carry Forward Grants	Other Funds	Net Cost to Council	Revenue Source	Revenue GL
Economic Services										
Tourism & Area Promotion	04130210	65,000				45,000		20,000	C/Fwd Regional Local Community Infrastructure Grant	03090210
Waterlily Place Development	04130613	1,228,168			1,078,168	150,000		0	Royalties for Regions	
		1,293,168			1,078,168	195,000		20,000	C/Fwd Kimberley Development Package (KDC)	
Other Property and Services										
Wyndham Depot										
Kununurra Administration	04140211	200,000						200,000		
Information Technology	04140410	65,000						65,000		
Information Technology	04140411	9,000						9,000		
Information Technology	04140610	33,500						33,500		
Information Technology	04140611	19,000						19,000		
Information Technology	04140612	9,600						9,600		
Information Technology	04140613	52,000						52,000		
Information Technology	04140614	12,000						12,000		
Information Technology	04140615	55,000						55,000		
Records Management	04140617	6,000						6,000		
Heavy Plant - Purchase Price	04140810	400,000	335,000	65,000				0	Waste Reserve	03017001
Medium Plant - Purchase Price	04140811	29,900						29,900	Heavy Plant - Trade Value	03140810
Medium Plant - Purchase Price	04140811	27,000						27,000		
Medium Plant - Purchase Price	04140811	50,000						50,000		
Medium Plant - Purchase Price	04140811	40,000						40,000		
Medium Plant - Purchase Price	04140811	130,000	130,000					0	Plant Reserve	03017003
Medium Plant - Purchase Price	04140811	88,509		18,553				69,956	Medium Plant - Trade Value	03140812
Light Plant - Purchase Price	04140812	10,105						10,105		
Light Plant - Purchase Price	04140812	5,421						5,421		
Light Plant - Purchase Price	04140812	35,000		13,000				22,000	Light Plant - Trade Value	03140811
Light Plant - Purchase Price	04140812	66,449		30,000				36,449	Light Plant - Trade Value	03140811
Light Plant - Purchase Price	04140812	45,000		25,800				19,200	Light Plant - Trade Value	03140811
Light Plant - Purchase Price	04140812	45,000		10,000				35,000	Light Plant - Trade Value	03140811
Light Plant - Purchase Price	04140812	56,935		25,500				31,435	Light Plant - Trade Value	03140811
Light Plant - Purchase Price	04140812	39,666		24,153				15,513	Light Plant - Trade Value	03140811
		1,530,085	465,000	212,006				853,079		
		29,559,901	4,536,330	222,006	12,399,575	8,517,828	885,000	2,999,162		

Shire of Wyndham-East Kimberley Adopted Budget 2010-11



Shire of
Wyndham East Kimberley

Fees and Charges 2010-11

Effective 10 August 2010



Shire of Wyndham-East Kimberley

Adopted Budget 2010-11

Fees and Charges Effective 10 August 2010

Fees and Charges are set by Council as part of the budget setting process and may be amended from time to time.

These Fees and Charges can only be modified by a resolution of Council or under delegated authority by the Chief Executive Officer.

All requests for concessions on Fees and Charges must be made in advance, in writing. Requests should be addressed to the Chief Executive Officer.

Collection of Fees and Charges will be in accordance with Council Policy. The prescribed rate of 11% per annum applies to overdue payment of these charges that are permitted to be invoiced as per Council Policy.

Statutory charges are charges that are set by another legislative body. These have been published in this document for indicative reference only, and may change at any time without this document being amended.

	GST	COUNCIL CHARGE Effective 11 August 2010	STATUTORY CHARGE Effective 1 January 2011 Per regulation as at 11 August 2010
GOVERNANCE AND GENERAL PURPOSE FUNDING			
Administrative Charges			
Change of Ownership Advices (via settlement agents) - Rating information	×	31.00	
Copy of Rate Notice - per copy (Hard copy)	√	19.00	
Debtor special payment arrangement administrative charge (by prior approval only)	√	30.00	
Special Series Number Plates	×	265.00	
Retrieval and research fee for information / documentation (per hour - one hour minimum). Note-freedom of information restrictions may apply (additional fees apply for copying)	√	55.00	
Photocopying/Printing			
A4 Black & white (single sided) per copy - multiply by two for a double sided copy.	√	0.55	
A4 Colour (single sided) per copy - multiply by two for a double sided copy.	√	2.50	
A3 Black & White (single sided) per copy - multiply by two for a double sided copy	√	1.10	
A3 Colour (single sided) per copy - multiply by two for a double sided copy	√	5.00	
A2 Black & White (single sided) per copy	√	2.50	
A2 Colour (single sided) per copy (printing electronic version only)	√	10.00	
A1 Black & White (single sided) per copy	√	5.00	
A1 Colour (single sided) per copy (printing electronic version only)	√	20.00	
A0 Black & White (single sided) per copy	√	11.00	
A0 Colour (single sided) per copy (printing electronic version only)	√	40.00	
Agenda's/Minutes			
<i>Note: these are available free of charge on Councils website and provided to Media at no cost.</i>			
Agenda Only (per meeting)	√	21.50	
Minutes Only (per meeting)	√	21.50	
Minutes & Agenda (per meeting)	√	38.00	
Agenda Only (per annum)	√	190.00	
Minutes Only (per annum)	√	190.00	
Minutes & Agendas (per annum)	√	370.00	

Shire of Wyndham-East Kimberley

Adopted Budget 2010-11

Fees and Charges
Effective 10 August 2010

		COUNCIL CHARGE		STATUTORY CHARGE
	GST	Effective 11 August 2010	Effective 1 January 2011	Per regulation as at 11 August 2010
GOVERNANCE AND GENERAL PURPOSE FUNDING (cont'd)				
Other Council Publications				
Annual Rate Book (per Hard Copy) - at billing	√	340.00		
Annual Rate Book (per Electronic Copy) - at billing	√	14.00		
Rate Book Subscription Per Annum (Electronic Copy - amendments sent each update during year)	√	115.00		
Local Laws (per law) - note these can be downloaded at no cost from State Publisher website	√	24.00		
Tender documents (where document charge is required in tender information)	√	60.00		
LAW, ORDER, PUBLIC SAFETY				
Animal Control				
Sterilised Dog Registration				
One Year				
Normal Fee	x			10.00
Pensioner Concession	x			5.00
Working Dogs	x			2.50
Three Years				
Normal Fee	x			18.00
Pensioner Concession	x			9.00
Working Dogs	x			4.50
Unsterilised Dog Registration				
One Year				
Normal Fee	x			30.00
Pensioner Concession	x			15.00
Working Dogs	x			7.50
Three Years				
Normal Fee	x			75.00
Pensioner Concession	x			37.50
Working Dogs	x			18.75
Other Animal Control				
Replacement Dog Tags	√	10.00		
Dog Seizure Fees (note - this fee is payable in addition to Infringement Fees as per Dog Act 1976 and Dog Regulations 1976)	x	75.00		
Dog pound charge - each day thereafter	x	15.00		
Destruction of dog (Impounded animals are destroyed after 72 hours of detention).	√	50.00		
Cat Trap Hire Fee		No cost		
Bond for Cat Trap	x	30.00		
Abandoned Vehicles				
Abandoned Vehicle Infringement	x	120.00		
Towing Abandoned Vehicle - In addition to Infringement	x	Full cost recovery		
Poundage Charges, each day	x	12.50		

Shire of Wyndham-East Kimberley

Adopted Budget 2010-11

Fees and Charges
Effective 10 August 2010

	GST	COUNCIL CHARGE		STATUTORY CHARGE
		Effective 11 August 2010	Effective 1 January 2011	Per regulation as at 11 August 2010
LAW, ORDER, PUBLIC SAFETY (cont'd)				
Fire Control				
Fire Break Penalty	x	300.00		
Fire Break Orders	√	Full Cost Recovery		
BUILDING CONTROL				
Building License as per Building Regulations (0.35% of 10/11 Domestic and 0.2% of 10/11 Commercial building cost or minimum charge of \$85)	x			Calculation
Amended building License - 50% of full fee (minimum of \$20)	x			Calculation
Building approval Certificate Fee class 1 & 10, 0.7% of 10/11 of the estimated current value of the unauthorised building work as determined by the Local Gov., but not less than \$170	x			Calculation
Building approval Certificate Fee for a building other than a class 1 & 10, 0.4% of 10/11 of the estimated current value of the unauthorised building work as determined by the Local Gov., but not less than \$170	x			Calculation
Demolition - per storey	x			50.00
Annual Swimming Pool Fee - \$55 every 4 years	√			55.00
Building License - Copy of Full License	x			33.00
Inspection Fees (for third party requests)	√	220.00		
Builder registration board levy	x			40.00
Building and Construction Industry Training Fund (0.2%of construction value over \$20,000.)	x			Calculation
Retrieval and research fee for building information / documentation (per hour - one hour minimum). Note-freedom of information restrictions may apply (additional fees apply for copying)	√	55.00		
Change of Ownership Advices (via settlement agents) - Building	x	65.00		
Standard Signs				
Pylon Sign	√			30.00
Illuminated Sign	√			25.00
Hoardings per annum	√			50.00
Portable sign	√			25.00
Development sign	√			25.00
Any other sign	√			15.00
Non Standard Signs				
Pylon Sign	√			60.00
Illuminated Sign	√			50.00
Hoardings per annum	√			100.00
Portable sign	√			50.00
Development sign	√			50.00
Any other sign	√			25.00
Instructional Sign	√			15.00
Confiscated sign	√			25.00
Supply of Generic Engineering Footing Specification Detail (per set)				
Sea Containers	√	50.00		
Shade Sails	√	50.00		

Shire of Wyndham-East Kimberley

Adopted Budget 2010-11

Fees and Charges
Effective 10 August 2010

	GST	COUNCIL CHARGE Effective 11 August 2010	STATUTORY CHARGE Effective 1 January 2011 Per regulation as at 11 August 2010
BUILDING CONTROL (cont'd)			
Hire of Signs			
Temporary Hire of SWEK Signs (per sign/ per week)	√	5.00	
Bond	x	35.00	
Deposit to Repair Damage to Footpath, Kerb, Road or Road Reserve (Footpath and kerb bond)			
Single Residential Block, having one street boundary	x	300.00	
Single Residential Block, having two street boundaries	x	400.00	
Duplex Block, having one street boundary	x	400.00	
Duplex Block, having two street boundaries	x	500.00	
Multi Residential Block, up to maximum	x	850.00	
Services Trades and Commercial, up to maximum	x	1,600.00	
ECONOMIC SERVICES (OTHER)			
Water Supply/Reticulation Charges			
Water supply/retic charges, per kilolitre	x	0.55	
Other			
Road Closure - Events		No cost	
Temporary Overflow Camping Ground - per site per night	x	15.00	
HEALTH			
Caravan Parks (Camping Park & Camping Ground Regulations)			
Registration Per Camp Site / annum	x		3.00
Registration Per Short Stay Site / annum	x		6.00
Registration Per Long Stay Site / annum	x		6.00
Registration Per Overflow Site / annum	x		1.50
<i>**Note a \$200 minimum overall fees / annum applies to above**</i>			
Additional fee for renewal after expiry	x		20.00
Transfer of Caravan Park Licence	x		100.00
Food Business Registrations & Notifications (Food Act 2008)			
Notification of Food Business (Food Act 2008 s107)			
Exempt food business (not-for-profit, community groups and very low risk)		No cost	
Registration of Food Business (Food Act 2008 s110)			
High Risk	x		200.00
Medium Risk	x		100.00
Low Risk	x		50.00
Food Business Annual Surveillance Charge (Food Act 2008 s140)			
High Risk	x		300.00
Medium Risk	x		200.00
Low Risk	x		100.00
Effluent Disposal : (Health:Treatment of Sewage & Disposal of Effluent & Liquid Waste: Regulations 1974)			
On-site effluent disposal applications (includes local government application fee \$110 and permit to use apparatus fee \$110)	x		220.00
Health Department Application Fee (Local Government report)	x		35.00

Shire of Wyndham-East Kimberley

Adopted Budget 2010-11

Fees and Charges
Effective 10 August 2010

	GST	COUNCIL CHARGE		STATUTORY CHARGE
		Effective 11 August 2010	Effective 1 January 2011	Per regulation as at 11 August 2010
HEALTH (cont'd)				
Swimming Pool Sampling (Health:Aquatic Facilities: Regulations 2007)				
Re-sample of pool following failure of monthly sample	√	205.00		
Other Health Fees and Charges				
Lodging House Registration/ annum	×	205.00		
Inspection Fee (Settlement request, certificate of local government under Liquor Control Act 1988)	√	205.00		
Liquid Waste License (so as to collect, transport and dispose of)	√	67.00		
Offensive Trade Registration	×			As prescribed in the Offensive Trade (Fees) Regulations 1976
Application to construct, extend or alter a "Public Building:" (incl. Public Events)	√	205.00		
Retrieval and research fee for health information / documentation (per hour - one hour minimum). Note-freedom of information restrictions may apply (additional fees apply for copying)	√	55.00		
TOWN PLANNING AND REGIONAL DEVELOPMENT				
Determination of Applications				
Development Application (other than for an extractive industry) where the development has not commenced or been carried out and the estimated cost of the development is:				
A) not more than \$50 000	×			135.00
B) more than \$50 000 but not more than \$500 000	×			0.31% of the estimated cost of development
C) more than \$500 000 but not more than \$2.5 million	×			\$1550 + 0.25% for every \$1 in excess of \$500 000
D) more than \$2.5 million but not more than \$5 million	×			\$6550 + 0.20% for every \$1 in excess of \$2.5 million
E) more than \$5 million but not more than \$21.5 million	×			\$11550 + 0.12% for every \$1 in excess of \$5 million
F) more than \$21.5 million	×			31,350.00
Extractive Industry Application - where the development has not commenced or been carried out	×			676.00
Change of Use and Non Conforming Use Application Only	×			270.00
Retrospective Applications for Development / Landuse - Non Conforming Use / Extractive Industry - To discourage unlawful development	×			3 x cost of application fee as per above categories

Shire of Wyndham-East Kimberley

Adopted Budget 2010-11

Fees and Charges
Effective 10 August 2010

	GST	COUNCIL CHARGE		STATUTORY CHARGE
		Effective 11 August 2010	Effective 1 January 2011	Per regulation as at 11 August 2010
TOWN PLANNING AND REGIONAL DEVELOPMENT (cont'd)				
Home Occupation				
Initial Application	x			203.00
Annual Renewal	x			67.00
Penalty for conducting Home Occupation without Planning Consent, or for conducting a Home Occupation after expiration of annual renewal	x			3 x Home Occupation Application or Renewal Fee as applicable
Scheme Amendment and Structure Plans				
Note: Fees are calculated per officer per hour				
Initial application fee	x			2,500.00
Assessment fees will then be calculated on the following basis - per hour per officer:				
Director/City/Shire Planner \$80.60 per hour				
Manager/Senior Planner \$61.20 per hour				
Planning Officer \$33.70 per hour				
Other staff eg: environmental health officer \$33.70 per hour				
Secretary/administration clerk \$27.60 per hour				
Fees will be calculated when works completed as per above. A refund or further charge will then apply for any costs outside the initial application fee.				
Advertising	√	Full cost recovery		
Subdivision / Strata Clearance (per lot)				
Not more than 5 lots (per lot)	x			67.00
More than 5 lots but not more than 195 lots - first 5 lots as per fee above, Lots 6 - 195 (per lot)	x			34.00
More than 195 lots	x			6,617.00
Site Inspection for Clearances	√	150.00		
Other Planning Fees				
Property Settlement Questionnaire	x			67.00
Zoning Certificate	x			67.00
Zoning Enquiries - Valuer's, Real Estate Agents and Government Departments (per lot)	x	100.00		
Written Zoning Enquiries for Ratepayers	x			67.00
Retrieval and research fee for planning information / documentation (per hour - one hour minimum). Note-freedom of information restrictions may apply (additional fees apply for copying)	√	55.00		
Section 40 Liquor License Certificate	x			100.00
Permanent Road Closure Application (Temporary road closures for events are not included in this fee category and attract no fee)	x	250.00		

Shire of Wyndham-East Kimberley

Adopted Budget 2010-11

Fees and Charges
Effective 10 August 2010

		COUNCIL CHARGE		STATUTORY CHARGE
	GST	Effective 11 August 2010	Effective 1 January 2011	Per regulation as at 11 August 2010
SANITATION				
Refuse/Waste				
Waste Management Charge (per annum)	×	170.00		
Waste Receptacle Charge - once weekly service (per receptacle per annum)	×	200.00		
Additional Waste Receptacle Charge (per receptacle per service per annum) (GST applied)	√	407.00		
Replacement of Bin (per bin at cost) (GST applied)	√	Full cost recovery		
Repairs to Bin (per repair at cost)	√	Full cost recovery		
Domestic Waste Disposal Fee - per m3	√	No cost		
Commercial Waste Disposal Fee - per m3	√	11.00		
Liquid Waste (per 1000 ltrs)	√	65.00		
Medical Waste - per m3	√	72.00		
Compact Waste - per m3	√	14.00		
Disposal Fee for Asbestos Disposal, per cubic metre	√	52.00		
Waste Oil - per litre	√	0.45		
Disposal of Waste Oil Drums (44 gallon drums & over)	√	1.00		
Car Bodies	√	No cost		
Car Tyres	√	5.50		
4WD Tyres	√	6.50		
Truck Tyres	√	20.00		
Earthmoving Tyres	√	55.00		
Contaminated soil - hydrocarbons (CSH) - per m3	√	120.00		
Contaminated soil - others (CSO) - per m3 - To be determined on a case by case basis with minimum charge applied	√	Minimum of \$120 per m3		
Sale of mulch (standard 1.8m x 1.2m trailer) - per load	√	20.00		
Littering Infringements (as per Litter Regulations 1981)				
Littering - Cigarette Butt	×			75.00
Littering - Any Other	×			200.00
Breaking Glass, metal or earthenware	×			200.00
Bill Posting	×			200.00
Bill Posting on a vehicle	×			200.00
Depositing domestic or commercial waste in a public litter receptacle	×			200.00
Transporting Load inadequately secured	×			200.00
CEMETARIES				
Public Cemeteries				
1. On application for an order for burial the following fees shall be payable:				
(a) For sinking grave 1.83 m deep (Adult)	√	970.00		
(b) For sinking grave 1.83 m deep (Child under 10 years)	√	770.00		
(c) For sinking grave 1.4 m deep (Stillborn child)	√	510.00		
(d) Surcharge for weekend interments	√	740.00		

Shire of Wyndham-East Kimberley

Adopted Budget 2010-11

Fees and Charges
Effective 10 August 2010

	GST	COUNCIL CHARGE		STATUTORY CHARGE
		Effective 11 August 2010	Effective 1 January 2011	Per regulation as at 11 August 2010
CEMETARIES (cont'd)				
2. For sinking grave deeper than normal depth (per metre or part thereof)	√	205.00		
Re-opening of an Ordinary grave - as for interment	√	970.00		
Interment in a new grave after exhumation	√	410.00		
3. a Undertakers Annual License Fee (no GST applied)	×	280.00		
3.b Undertakers Ad Hoc licence fee	×	65.00		
4. (a) Permission to erect headstone or to enclose any grave with a slab	×	29.00		
(b) Registration of Right of Burial (25 years)	×	144.00		
(c) Copy of Right of Burial	√	30.00		
Roadside Memorial				
Installation of Roadside Memorial (Refer Policy E11)	√	270.00		
AERODROMES				
Airport private works				
Slashing per hour (includes tractor,slasher,labour)	√	245.00		
Weed control per hour (includes truck, labour, poison)	√	220.00		
Towing (airside) per hour (includes truck, labour)	√	170.50		
Aircraft Landing Fees				
[MTOW = Maximum take off weight]				
Fixed Wing Aircraft (per landing)				
8.999kg (MTOW)per tonne and part thereof	√	18.00		
9.000 tonnes (MTOW) and over, per tonne and part thereof	√	25.00		
Rotary Wing Aircraft (per landing)				
2.499 tonnes (MTOW), per tonne and part thereof	√	18.00		
2.500 tonne (MTOW) and over per tonne and part thereof	√	25.00		
Passenger Taxes				
Passenger Head Tax	√	18.50		
Passenger Screening Tax	√	18.50		
Parking Fees				
Non-airport resident charter operators (per annum, plus landing fees)	√	1,000.00		
Non-airport resident charter operators (per night, plus landing fees)	√	50.00		
Private owners (non-commercial) (per annum, includes landing fees)	√	1,000.00		
Private owners (non-commercial) (per night, includes landing fees)	√	50.00		
Call Out Fees				
Kununurra Airport, after hours, per hour	√	90.00		
Wyndham Airport, after hours, per hour	√	90.00		
Aviation Security Identification Cards				
New card application fee	√	170.00		
New card bond	√	50.00		
Renewal of card (prior to expiry date)	×	170.00		
Terminal Usage Fee				
Fee is calculated on number of seats in aircraft (per seat)	√	18.50		
Kununurra Terminal Key Fee (per annum)	√	110.00		

Shire of Wyndham-East Kimberley

Adopted Budget 2010-11

Fees and Charges
Effective 10 August 2010

	GST	COUNCIL CHARGE		STATUTORY CHARGE
		Effective 11 August 2010	Effective 1 January 2011	Per regulation as at 11 August 2010
LIBRARY SERVICES				
Photocopying/Printing/Faxing/Internet				
A4 Black & White (single sided) per copy - multiply by two for a double sided copy	√	0.20		
A4 Colour (single sided) per copy - multiply by two for a double sided copy	√	1.00		
A3 Black & White (single sided) per copy - multiply by two for double sided copy	√	0.40		
A3 Colour (single sided) per copy - multiply by two for double sided copy	√	2.00		
Faxing	√	4.00 first page (1.00 per additional page)		
Internet - 30 minute usage	√	4.00		
Other Library Services				
Lost & Damaged books/items Admin fee (plus depreciated replacement cost)	√	5.00		
WYNDHAM CHILDCARE				
Childcare Full Week				
Babies (0-2yrs)	×	255.00	260.00	
Toddies (2-3yrs)	×	240.00	245.00	
Big Kids (3+yrs)	×	230.00	235.00	
Childcare Full Day				
Babies (0-2yrs)	×	61.00	62.00	
Toddies (2-3yrs)	×	58.00	59.00	
Big Kids (3+yrs)	×	56.00	57.00	
Childcare Half Day				
Babies (0-2yrs)	×	41.00	42.00	
Toddies (2-3yrs)	×	38.00	39.00	
Big Kids (3+yrs)	×	36.00	37.00	
COMMUNITY AND RECREATION FACILITIES AND SERVICES				

Notes:

- * A minimum of 30% discount applies for not for profit groups/ non government groups and youth service providers.
- * Rates are calculated from when the group begins to set up, to the time they finish cleaning up.
- * Consecutive hiring days discounts apply (ie: 10% second day, 20% third day, 25% per day thereafter (with the exception of Large Equipment)).
- * Conditions of use apply to all Council facilities and equipment.

Definitions:

Not for profit/non government user groups

Where the sum of income generated by the activity is equal to or less than the total cost of the hire fee or other applicable fee; or
Group is registered as not for profit with the Australian Taxation Office; or
Incorporated sporting groups or community service organisations (as defined by their constitution).

Shire of Wyndham-East Kimberley

Adopted Budget 2010-11

Fees and Charges Effective 10 August 2010

		COUNCIL CHARGE		STATUTORY CHARGE
	GST	Effective 11 August 2010	Effective 1 January 2011	Per regulation as at 11 August 2010
COMMUNITY AND RECREATION FACILITIES AND SERVICES (cont'd)				
<u>Commercial / government / private user groups</u>				
All groups not classified as not for profit as defined above; or				
All government agencies; or				
Any private function not hired on behalf of a group or organisation.				
<u>Youth Service Providers:</u>				
All groups that deliver service targeting young people within the age range of 10 to 24; and				
Must be defined as not for profit/non government; or				
Specific registered youth agencies.				
<u>Hall only</u>				
Any activity that takes place that does not require the use of equipment other than the items stated on the hire terms and conditions form, or where this equipment is provided by the hirer.				
<u>Including equipment</u>				
Any activity that requires the use of equipment / items other than those listed in the hall hire terms and conditions. Specifically chairs and tables.				
Hire Bonds				
Note: Bonds apply to all facility and equipment hire				
Bond - Non Sporting Activity Hire	×	1,000.00		
Bond - Sporting activities / Kununurra Youth Centre / Meeting Rooms and Equipment Hire (where not provided in function hire)	×	500.00		
Facility Hire				
Non Sporting Activity Facility Hire				
Kununurra Leisure Centre Hall - Hall only:				
1) Not for Profit/Non Government & Youth Service Providers - per hour	✓	31.50		
2) Commercial/Government/Private - per hour	✓	45.00		
Kununurra Leisure Centre Hall - Including Equipment:				
1) Not for Profit/Non Government & Youth Service Providers - per hour	✓	42.00		
2) Commercial/Government/Private - per hour	✓	60.00		
Kununurra Leisure Centre Kitchen:				
1) Not for Profit/Non Government & Youth Service Providers - per hour	✓	10.50		
2) Commercial/Government/Private - per hour	✓	15.00		
Kununurra Leisure Centre Stage:				
1) Not for Profit/Non Government & Youth Service Providers - per hour	✓	10.50		
2) Commercial/Government/Private - per hour	✓	15.00		
Kununurra Leisure Centre Staffing Fee (per staff member, per hour)	✓	54.00		
Peter Reid Memorial Hall - Hall Only:				
1) Not for Profit/Non Government & Youth Service Providers - per hour	✓	31.50		
2) Commercial/Government/Private - per hour	✓	45.00		
Peter Reid Memorial Hall - Including Equipment:				
1) Not for Profit/Non Government & Youth Service Providers - per hour	✓	42.00		
2) Commercial/Government/Private - per hour	✓	60.00		
Kununurra Youth Centre - Activity Building including Kitchen:				
1) Not for Profit/Non Government & Youth Service Providers - per hour	✓	35.00		
2) Commercial/Government/Private - per hour	✓	50.00		

Shire of Wyndham-East Kimberley

Adopted Budget 2010-11

Fees and Charges
Effective 10 August 2010

	GST	COUNCIL CHARGE		STATUTORY CHARGE
		Effective 11 August 2010	Effective 1 January 2011	Per regulation as at 11 August 2010
COMMUNITY AND RECREATION FACILITIES AND SERVICES (cont'd)				
Facility Hire (cont'd)				
Non Sporting Activity Facility Hire (cont'd)				
Kununurra Youth Centre - Half Activity Building including Kitchen:				
1) Not for Profit/Non Government & Youth Service Providers - per hour	√	20.00		
2) Commercial/Government/Private - per hour	√	30.00		
Kununurra Youth Centre - Kitchen only:				
1) Not for Profit/Non Government & Youth Service Providers - per hour	√	20.00		
2) Commercial/Government/Private - per hour	√	30.00		
Meeting Rooms				
Peter Reid Memorial Hall - meeting room:				
1) Not for Profit/Non Government & Youth Service Providers - per hour	√	21.00		
2) Commercial/Government/Private - per hour	√	30.00		
Kununurra Youth Centre - meeting room:				
1) Not for Profit/Non Government & Youth Service Providers - per hour	√	21.00		
2) Commercial/Government/Private - per hour	√	30.00		
Wyndham Council Office - meeting room (includes digital projector &				
1) Not for Profit/Non Government & Youth Service Providers - per day. Fee is reduced by 50% for half day hire.	√	165.00		
2) Commercial/Government/Private per day. Fee is reduced by 50% for half day hire.	√	240.00		
Sporting Activity Facility Hire				
Kununurra Leisure Centre Hall:				
1) Not for Profit/Non Government & Youth Service Providers - per hour	√	31.50		
2) Commercial/Government/Private - per hour	√	45.00		
3) School sporting activities per hour	√	31.50		
Kununurra Leisure Centre Squash and Badminton:				
1) Viewing Area - Not for Profit/Non Government & Youth Service Providers - per hour	√	24.50		
2) Viewing Area - Commercial/Government/Private - per hour	√	35.00		
Squash - 1 hour (per person, per court)	√	6.50		
Squash - 1/2 hour (per person, per court)	√	4.00		
Squash Courts + Viewing Area per hour	√	35.00		
Badminton Court (per court, per hour)	√	12.00		
Wyndham Recreation Centre Undercover Courts:				
1) Not for Profit/Non Government & Youth Service Providers - per hour	√	19.00		
2) Commercial/Government/Private - per hour	√	28.00		
Wyndham Recreation Centre Enclosed Area:				
1) Not for Profit/Non Government & Youth Service Providers - per hour	√	8.60		
2) Commercial/Government/Private - per hour	√	13.00		

Shire of Wyndham-East Kimberley

Adopted Budget 2010-11

Fees and Charges
Effective 10 August 2010

	GST	COUNCIL CHARGE		STATUTORY CHARGE
		Effective 11 August 2010	Effective 1 January 2011	Per regulation as at 11 August 2010
COMMUNITY AND RECREATION FACILITIES AND SERVICES (cont'd)				
Facility Hire (cont'd)				
Sporting Activity Facility Hire (cont'd)				
Swimming Pool Facility Hire				
Day Rate (includes qualified Pool Operator) per hour	√	59.00		
Night Rate (includes qualified Pool Operator and lights) - per hour	√	86.00		
Swimming Clubs Night Rate - per hour	√	70.00		
Ovals (Includes Wyndham, Kununurra and Ag Society Oval).				
Note: If lighting required refer additional fees below				
Oval (Not for Profit/Non Government & Youth Service Providers) per hour	√	23.00		
Oval (Commercial/Government/Private) per hour	√	35.00		
Oval (Not for Profit/Non Government & Youth Service Providers) per day	√	115.00		
Oval (Commercial/Government/Private) per day	√	165.00		
Oval Surrounds (Not for Profit/Non Government & Youth Service Providers) per day	√	118.00		
Oval Surrounds (Commercial/Government/Private) per day	√	170.00		
Oval Lights				
Kununurra Oval (Not for Profit/Non Government & Youth Service Providers) per pole, per hour	√	12.00		
Kununurra Oval (Commercial/Government/Private) per pole, per hour	√	18.00		
Kununurra Cricket Net Lights (per hour)	√	12.00		
Agricultural Society Oval - <i>contact Ord River Magpies Football Club</i>		Contact ORMFC		
Wyndham Oval (Not for Profit/Non Government & Youth Service Providers) per hour	√	23.50		
Wyndham Oval (Commercial/Government/Private) per hour	√	34.00		
Seasonal Oval Hire (<i>see policy for full details</i>)				
Note: Fee Calculation: Oval use (formula) + light use (formula) + changeroom use (formula)				
Oval Use (per person) calculated as below:	√	0.30		
Formula: Players per team x percentage of oval used x Oval use fee x discount below (if applicable)				
Discount: x 0.5 for junior team (under 18 years) - (50% discount)				
or: Discount: x 0.75 for newly formed sporting groups (25% discount)				
Light Charge (per pole, per person, per hour)	√	0.40		
Formula: Players per team x hours used x light charge x number of lights (if applicable))				
Changeroom use (per person)	√	0.10		
Formula: Players per team x change room use fee (if applicable))				
Multipurpose Courts				
Court Hire (per court, per hour)	√	11.50		
Light Fees per switch, per hour	√	7.00		
Parks (Includes Whitegum and Celebrity Tree Park)				
Activities, per hour or part thereof includes access to power and water	√	11.00		
Markets - per day or part thereof includes access to power and water	√	266.00		

Shire of Wyndham-East Kimberley

Adopted Budget 2010-11

Fees and Charges
Effective 10 August 2010

			COUNCIL CHARGE	STATUTORY CHARGE	
	GST		Effective 11 August 2010	Effective 1 January 2011	Per regulation as at 11 August 2010
COMMUNITY AND RECREATION FACILITIES AND SERVICES (cont'd)					
Equipment Hire					
Small Equipment					
Chair hire (per chair, per day)	√		1.30		
Table Hire (per table, per day)	√		6.50		
Pin up boards (per board, per day)	√		6.50		
Squash Racquets (per racquet, per day)	√		4.00		
Equipment Hire Charge - Portable digital projector & screen (per day). Discounted by 50% for half day hire.	√		105.00		
Kununurra Leisure Centre Light and/or Sound Equipment - (Not for Profit/Non Government & Youth Service Providers) per hour - <i>Note: must be operated or set up by a trained person. Training is to be arranged a minimum of 14 days prior to event.</i>	√		14.00		
Kununurra Leisure Centre Light and/or Sound Equipment - (Commercial/Government/Private) per hour - <i>Note: must be operated or set up by a trained person. Training is to be arranged a minimum of 14 days prior to event.</i>	√		20.00		
Large Equipment					
Youth Bus - 14 Seater Hiace					
<i>Note: Fuel not included in hire fees</i>					
1) Not for Profit/Non Government & Youth Service Providers - per day for consecutive days - first 150kms included	√		\$40 (per km rate applies over 150km per day)		
2) Not for Profit/Non Government & Youth Service Providers - per hour (in town only - Kununurra or Wyndham)	√		5.00		
3) Not for Profit/Non Government & Youth Service Providers - per km for outside town and same day return OR over 150km per day	√		0.12		
4) Commercial/Government/Private - per day - first 150kms included	√		\$140 per day (per km rate applies over 150km per day)		
5) Commercial/Government/Private - per km in addition to day rate where applicable	√		0.29		
Youth Bus - 22 Seater Coaster					
<i>Note: Fuel not included in hire fees</i>					
1) Not for Profit/Non Government & Youth Service Providers - per day for consecutive days - first 150kms included	√		\$80 per day (per km rate applies over 150km per day)		
2) Not for Profit/Non Government & Youth Service Providers - per hour (in town only - Kununurra and Wyndham)	√		10.00		
3) Not for Profit/Non Government & Youth Service Providers - per km for outside town and same day return OR over 150km per day	√		0.22		

Shire of Wyndham-East Kimberley

Adopted Budget 2010-11

Fees and Charges
Effective 10 August 2010

	GST	COUNCIL CHARGE	STATUTORY CHARGE
		Effective 11 August 2010	Effective 1 January 2011 Per regulation as at 11 August 2010
COMMUNITY AND RECREATION FACILITIES AND SERVICES (cont'd)			
Equipment Hire (cont'd)			
Large Equipment (cont'd)			
Youth Bus - 22 Seater Coaster (cont'd)			
4) Commercial/Government/Private - per day - first 150kms included	√	\$200 per day (per km rate applies over 150km per day)	
5) Commercial/Government/Private - per km in addition to day rate where applicable	√	0.34	
Cleaning Charges			
Should any Shire facility or equipment be left in a state deemed not acceptable, commercial cleaning will be organised with costs charged to the hirer (minimum charge \$300)	√	Cost Recovery with a minimum of \$300.00	
Recreation Services			
Kununurra Gymnasium			
Note: Membership includes access to gymnasium only. Min age to gymnasium is 16 years			
Membership - 1 Month	√	62.00	
Membership - 3 Months	√	144.00	
Membership - 6 Months	√	255.00	
Membership - 12 Months	√	460.00	
Note: Concession is available on production of proof of eligibility for concession			
Membership - 1 Month (Concession)	√	56.00	
Membership - 3 Months (Concession)	√	133.00	
Membership - 6 Months (Concession)	√	235.00	
Membership - 12 Months (Concession)	√	425.00	
Note: Gold membership includes access to gymnasium, squash courts, all fitness classes, swimming pool, all aqua aerobics classes, initial and quarterly fitness program updates (for member only).			
Gold Membership - 1 Month	√	77.00	
Gold Membership - 3 Months	√	179.00	
Gold Membership - 6 Months	√	322.00	
Gold Membership - 12 Months	√	573.00	
Note: Concession is available on production of proof of eligibility for concession. .			
Gold Membership - 1 Month (Concession)	√	67.00	
Gold Membership - 3 Months (Concession)	√	153.00	
Gold Membership - 6 Months (Concession)	√	292.00	
Gold Membership - 12 Months (Concession)	√	496.00	
Casual use of Gym	√	8.50	
Personal Training - per hour session	√	62.00	
Personal Training - per half hour session	√	36.00	

Shire of Wyndham-East Kimberley

Adopted Budget 2010-11

Fees and Charges
Effective 10 August 2010

	GST	COUNCIL CHARGE		STATUTORY CHARGE
		Effective 11 August 2010	Effective 1 January 2011	Per regulation as at 11 August 2010
COMMUNITY AND RECREATION FACILITIES AND SERVICES (cont'd)				
Recreation Services (cont'd)				
Kununurra Gymnasium (cont'd)				
Classes and Programs				
Recreation Programs	√	POA		
Aquatic Fitness Classes	√	8.50		
Fitness Classes	√	8.50		
Book of 10 passes	√	72.00		
Note: Passes can be used for casual entry to Gym, Fitness Classes and Aquatic Fitness Classes				
Swimming Pools				
2 years and under		Free		
Supervisors (spectators/non swimmers)		Free		
Hire of Lane Space (per lane/hour)	√	12.00		
Aqua Fitness Class	√	8.50		
Classes (book of 10)	√	72.00		
Swim School				
Swimming Lessons (1/2 hour) Individual	√	27.00		
1 Series (8 sessions), (per child)	√	77.00		
1 Series (8 sessions), 2 or more children from same family enrolled in same series (per child)	√	66.50		
Royal Life Saving Society Course (includes updates) Prices set as per RLSS WA standard fees and charges	√			POA
Swimming Pool Facility Hire				
See "Swimming Pool Facility Hire" above				
Kununurra Swimming Pool Entry				
Adult swimmers	√	3.30		
Child swimmers (under 16)	√	2.30		
Adult Ticket Books				
Book of 10	√	31.00		
Book of 20	√	57.00		
Child Ticket Books				
Book of 10	√	21.00		
Book of 20	√	36.00		
Wyndham Swimming Pool Entry				
Adult swimmers	√	2.70		
Child swimmers (under 16)	√	1.80		
Adult Ticket Books				
Book of 10	√	23.00		
Book of 20	√	45.00		
Child Ticket Books				
Book of 10	√	14.50		
Book of 20	√	29.00		
Mini Golf	√	2.00		